



**International Society of Ocular Oncology (ISOO)  
Biennial Conference 2024**



03 - 07 December, 2024



Taj Cidade de Goa Horizon

# Program Schedule



## PROGRAM SCHEDULE

December 3: Pre-conference Day

December 4: Uveal Melanoma and Other Intraocular Tumors

December 5: Retinoblastoma (Supported by St. Jude Global)

December 6: Other Intraocular Tumors, Ocular Surface Tumors

December 7: Eyelid and Orbital Tumors

## ISOO Leadership



**Dr. Dan S Gombos**  
President



**Dr. Jesse L Berry**  
Vice President



**Dr. Vicktoria Vishnevskia-Dai**  
Secretary



**Dr. Bhavna Chawla**  
Treasurer



**Dr. Santosh G Honavar**  
Program Secretary



**Dr. Fairouz P Manjandavida**  
Congress President, 2024

## ISOO 2024 Scientific Program Committee

*Program Secretary:* Dr. Santosh G Honavar

*Congress President, 2024:* Dr. Fairouz P Manjandavida

*Scientific Program Coordinator:* Dr. Rolika Bansal

### *Abstract Reviewers and Subject Experts*

Dr. Akshay Gopinathan Nair, Dr. Anasua Kapoor,

Dr. Ashwin Mallipatna, Dr. Bertil Damato, Dr. Bhavna Chawla, Dr. Bitu Esmali,

Dr. Carol L Shields, Dr. Christina Stathopoulos, Dr. Dan S Gombos, Dr. Emine Kilic,

Dr. Fairouz P Manjandavida, Dr. Hakan Demirci, Dr. Jacob Pe'er, Dr. Jesse L Berry,

Dr. Kasturi Bhattacharjee, Dr. Kaustubh Mulay, Dr. Lauren Dalvin, Dr. Mahesh Shanmugam,

Dr. Mandeep S. Sagoo, Dr. Manoj Parulekar, Dr. Michael E Giblin, Dr. Miguel Materin,

Dr. Prithvi Mruthunjaya, Dr. Rachna Meel, Dr. Raksha Rao, Dr. Rolika Bansal, Dr. Roshmi Gupta,

Dr. Sachin Salvi, Dr. Santosh G Honavar, Dr. Sara E Lally, Dr. Shahar Frenkel, Dr. Shaifali Chahar,

Dr. Sima Das, Dr. Steffen Heegaard, Dr. Subhav Pershad, Dr. Swathi Kaliki,

Dr. Vicktoria Vishnevskia-dai, Dr. Vikas Menon

## ISOO 2024 Advisory Committee

Dr. Arun D Singh, Dr. Carol L Shields, Dr. Geeta K Vemuganti, Dr. Guillermo L Chantada,

Dr. Mahesh P Shanmugam, Dr. Mandeep Sagoo, Dr. Martine J Jager, Dr. Michael Giblin,

Dr. Rubens Belfort Neto, Dr. Vijay Anand P Reddy, Dr. Xianqun Fan

# ISOO 2024 Organizing Committee

Dr. Anannya Abhyankar Joshi, Dr. Deepthi Kurian, Dr. Mittika Sen, Dr. Ruju Unadkat,  
Dr. Shaifali Chahar, Dr Subhav Pershad. Dr. Sumeet Lahane, Dr. Vathsalya Vijay,  
Dr. Vijitha S Vempuluru

## ISOO Office Management

Ms. Krystal Crowe

## ISOO 2024 Abstracts and Registration

Mr. Sai Krishnan SD, Numero Technologies

## ISOO 2024 Conference Manager

Mr. Vikram Pola, Alpcord Network

Key Contacts			
Dr. Fairouz P Manjandavida	Congress President, 2024	dr.fairooz@gmail.com	+91 95133 36609
Dr. Santosh G Honavar	Program Secretary	honavar@isoo2024.com	+91 98483 04001
Ms. Krystal Crowe	ISOO Office Management	admin@isoo.org	1+(920)-203-2587
Mr. Sai Krishnan	Registration Management	sai@numerotec.com	+91 98438 46776
Mr. Vikram Pola	Conference Manager	hyderabad@alpcord.net	+91 9014666161

# ISOO 2024 PROGRAM MATRIX

Tuesday, December 3 | Pre-conference Day

## Workshops Near-Live Surgery Session Instruction Courses

Tuesday, December 3					
Time	Assembleia	West 1	West 2	South 1	South 2
10:00 - 11:30	<b>Workshop 1.</b> Imaging in Ocular Oncology	<b>Workshop 2.</b> St Jude Global Retinoblastoma Workshop - Expanding Collaborations to Improve Early Diagnosis of Retinoblastoma	<b>Workshop 3.</b> SOP-AAOOP Combined Meeting, Ophthalmic Pathology - Consensus is the Key	<b>Workshop 4.</b> India Fights Retinoblastoma - 2030 Goal for 2020 Vision	<b>IC 1.</b> EyeOpener - Ocular Surface Tumors
11:30 - 13:00					<b>IC 2.</b> EyeOpener - Orbital Tumors
13:00 - 14:00	<b>Lunch</b>				
14:00 - 15:30	<b>Near-Live Surgery.</b> Tips and Tricks in Ocular Oncology - Pole to Pole	<b>Workshop 2.</b> St Jude Global Retinoblastoma Workshop - Expanding Collaborations to Improve Early Diagnosis of Retinoblastoma (ends at 18:00)	<b>Workshop 3.</b> ISOP-AAOOP Combined Meeting, Ophthalmic Pathology - Consensus is the Key (ends at 17:00)	<b>Workshop 4.</b> India Fights Retinoblastoma - 2030 Goal for 2020 Vision (ends at 18:00)	<b>IC 3.</b> EyeOpener - Eyelid Tumors
15:30 - 17:00					<b>IC 4.</b> EyeOpener - Intraocular Tumors
17:00 - 18:30					<b>IC 5.</b> EyeOpener - Melanoma
<b>Free Evening</b>					

	<b>Workshops</b>		<b>Near-Live Surgery Session</b>		<b>Instruction Courses</b>
--	------------------	--	----------------------------------	--	----------------------------

## Wednesday, December 4

### Uveal Melanoma Other Intraocular Tumors

**Special Session:** GuruCool – An early morning informal interaction with Dr. Carol L. Shields from 06:30 – 07:30 under a sea-side banyan tree at the Cidade De Goa Heritage

Wednesday, December 4				
Time	Assembleia	West	South	Theater
<b>08:00 - 09:30</b>	<b>Posters 1.</b> Uveal Melanoma and Other Intraocular Tumors	<b>Cases 1.</b> Uveal Melanoma	<b>Cases 2.</b> Uveal Melanoma and Other Intraocular Tumors	<b>Videos 1.</b> Uveal Melanoma and Other Intraocular Tumors 1
<b>09:30 - 11:00</b>	<b>Papers 1.</b> Uveal Melanoma 1, Melanoma Research - Eye Cancer Foundation Session			<b>Videos 2.</b> Uveal Melanoma and Other Intraocular Tumors 2
<b>11:00 - 12:30</b>	<b>Papers 2.</b> Uveal Melanoma 2			<b>eCases 1.</b> Uveal Melanoma, Retinoblastoma and Other Intraocular Tumors
<b>12:30 - 13:00</b>	<b>Oration 1.</b> Stallard Lecture			
<b>13:10 - 13:50</b>	<b>Academic Lunch Session Sponsored by Aura Biosciences, Location: ADAN (Open to all)</b>			
<b>13:00 - 14:00</b>	<b>Lunch</b>			
<b>14:00 - 15:30</b>	<b>Papers 3.</b> Uveal Melanoma 3			<b>ePosters 1.</b> Uveal Melanoma
<b>15:30 - 17:00</b>	<b>Papers 4.</b> Uveal Melanoma 4			<b>ePosters 2.</b> Uveal Melanoma and Other Intraocular Tumors
<b>17:00 - 18:15</b>	<b>Papers 5.</b> Uveal Melanoma 5			<b>ePosters 3.</b> Other Intraocular Tumors
<b>18:30 - 20:00</b>	<b>Opening Ceremony, Awards and Entertainment, Location: Assembleia (Open to all)</b>			
<b>20:30 - 23:30</b>	<b>Welcome Cocktails and Dinner, Location: SkyGaze - Rooftop Poolside, Taj Cidade De Goa Horizon (Open to all)</b>			

Paper	Poster	Cases	ePoster	Videos	eCases	Oration
-------	--------	-------	---------	--------	--------	---------

## Thursday, December 5

### Retinoblastoma (Supported by St Jude Global)

**Special Session:** Fitness Session from 06:30 – 07:30 at the Cidade De Goa Horizon SkyGaze Rooftop Poolside

Thursday, December 5				
Time	Assembleia	West	South	Theater
<b>08:00 - 09:30</b>	<b>Posters 2.</b> Retinoblastoma (08:00 - 09:00)  <b>Special Session 1.</b> St Jude Alliance Global and Regional Collaborations to Diagnosis and Treat Retinoblastoma (09:00 - 09:30)	<b>Cases 3.</b> Retinoblastoma	<b>Cases 4.</b> Retinoblastoma and Other Intraocular Tumors	<b>Videos 3.</b> Eyelid Tumors, Ocular Surface Tumors, Retinoblastoma and Others
<b>09:30 - 11:00</b>	<b>Papers 6.</b> Retinoblastoma 1			<b>Videos 4.</b> Eyelid Tumors, Ocular Surface Tumors, Retinoblastoma and Others
<b>11:00 - 12:30</b>	<b>Papers 7.</b> Retinoblastoma 2			<b>eCases 2.</b> Uveal Melanoma, Retinoblastoma and Other Intraocular Tumors
<b>12:30 - 13:00</b>	<b>Oration 2.</b> Jerry Shields Lecture			
<b>13:10 - 13:50</b>	<b>Women Ocular Oncologists Lunch Session, Location: ADAN (WOO invitees)</b>			
<b>13:00 - 14:00</b>	<b>Lunch</b>			
<b>14:00 - 15:30</b>	<b>Papers 8.</b> Retinoblastoma 3			<b>ePosters 4.</b> Retinoblastoma 1
<b>15:30 - 17:00</b>	<b>Papers 9.</b> Retinoblastoma 4			<b>ePosters 5.</b> Retinoblastoma 2
<b>17:00 - 18:30</b>	<b>Papers 10.</b> Retinoblastoma 5			<b>ePosters 6.</b> Retinoblastoma 3
<b>18:30 - 19:00</b>	<b>Travel Grant Awards</b>			
<b>19:30 - 23:30</b>	<b>Seaside Splendor - Gala Dinner, Location: Sunset Lawns, Taj Cidade De Goa Heritage (Ticketed Event)</b>			

	Paper		Poster		Cases		ePoster		Videos		eCases		Oration
--	-------	--	--------	--	-------	--	---------	--	--------	--	--------	--	---------

## Friday, December 6

### Ocular Surface Tumors Other Intraocular Tumors

**Special Session:** GuruCool – An early morning informal interaction with Dr. Jacob Pe'er from 06:30 – 07:30 under a sea-side banyan tree at the Cidade De Goa Heritage

Friday, December 6				
Time	Assembleia	West	South	Theater
08:00 - 09:30	<b>Posters 3.</b> Ocular Surface Tumors and Others	<b>Cases 5.</b> Other Intraocular Tumors and Ocular Surface Tumors	<b>Cases 6.</b> Ocular Surface Tumors	<b>Videos 5.</b> Orbital Tumors 1
09:30 - 11:00	<b>Papers 11.</b> Ocular Surface Tumors 1			<b>Videos 6.</b> Orbital Tumors 2
11:00 - 12:30	<b>Papers 12.</b> Ocular Surface Tumors 2			<b>eCases 3.</b> Ocular Surface Tumors and Orbital Tumors
12:30 - 13:00	<b>Oration 3.</b> ISOO 2024 Orations			
13:10 - 13:50	<b>Young Ocular Oncologists Lunch Session, Location: ADAN (YOO invitees)</b>			
13:00 - 14:00	<b>Lunch</b>			
14:00 - 15:30	<b>Ocular Oncology Quiz</b>			<b>ePosters 7.</b> Eyelid Tumors and Orbital Tumors
15:30 - 17:30	<b>Papers 13.</b> Intraocular Tumors			<b>ePosters 8.</b> Ocular Surface Tumors
17:30 - 18:30	<b>ISOO Business Meeting</b>			<b>ePosters 9.</b> Orbital Tumors and Others
19:30 - 22:30	<b>Twilight Tides - Goa Dinner Cruise (Ticketed Event), Bus pickup at 19:00</b>			

	Paper		Poster		Cases		ePoster		Videos		eCases		Oration
--	-------	--	--------	--	-------	--	---------	--	--------	--	--------	--	---------



## Saturday, December 7

### Eyelid Tumors Orbital Tumors

**Special Session:** Fitness Session from 06:30 – 07:30 at the Cidade De Goa Horizon SkyGaze Rooftop Poolside

Friday, December 6			
Time	Assembleia	West	South
08:00 - 09:30	<b>Best of ISOO 2024</b> ePosters and eCases	<b>Cases 7.</b> Eyelid Tumors	<b>Cases 8.</b> Orbital Tumors
09:30 - 11:00	<b>Papers 14.</b> Eyelid and Orbital Tumors		
11:00 - 12:30	<b>Papers 15.</b> Orbital Tumors		
12:30 - 13:30	<b>Best of ISOO 2024</b> Videos		
13:30 - 14:30	<b>Lunch, Au Revoir</b>		

	Paper		Poster		Cases		ePoster		Videos		eCases		Oration
--	-------	--	--------	--	-------	--	---------	--	--------	--	--------	--	---------

## STALLARD LECTURE, 2024



**Dr. Bertil E Damato, UK**

Dr. Bertil Eric Damato, MD, PhD, FRCOphth, is an ocular oncologist at Moorfields Eye Hospital in London, also working remotely for Oxford Eye Hospital, and St. Erik Eye Hospital, Stockholm. He has founded and directed the ocular oncology service at the Royal Liverpool University Hospital and developed the ocular oncology services at the University of California San Francisco and St. Erik Eye Hospital, Stockholm. Dr. Damato has developed innovative surgical techniques, prognostic tools, and treatments for eye cancers, including uveal and conjunctival melanoma. His achievements have earned him numerous prestigious awards, including the Begley Prize, Bjerrum Medal, Cohen Gold Medal, Ashton Medal, Watson Medal, and Rhett Buckler Award. He has served as President of the European Ocular Oncology Service, European Vision and Eye Research Association, and the International Society of Ocular Oncology. His expertise spans research, education, and clinical practice, solidifying his position as a leading authority in the field.

## JERRY SHIELDS LECTURE, 2024



**Dr. Katherine E Paton, Canada**

Dr. Katherine Paton is a highly respected ophthalmologist and ocular oncologist based in British Columbia, Canada. In the initial years, after finishing her residency at the University of British Columbia she pursued an Ocular Oncology Fellowship from University of Toronto and a Diagnostic Ultrasound Fellowship from Bascom Palmer Eye Institute. Dr. Paton is currently a Clinical Professor at the Department of Ophthalmology and Visual Sciences at the University of British Columbia, Vancouver, Canada. With advanced training in ocular oncology, she offers comprehensive care for patients with eye cancers, including melanoma, lymphoma, and retinoblastoma. Dedicated to staying at the forefront of medical advancements, she participates in ongoing education and research. Her commitment to compassionate care and patient-centered approach has earned her recognition within the medical community, which makes her a trusted specialist for patients seeking exceptional eye care. As a leading expert in ocular oncology, Dr. Paton collaborates with multidisciplinary teams to ensure comprehensive care. Beyond ophthalmology, Dr Paton spends a lot of her free time hiking and vacationing.

## ISOO 2024 ORATIONS



### **Dr. Geeta K Vemuganti, India**

Dr. Geeta K Vemuganti is a clinician–scientist who has contributed significantly to the field of ophthalmic pathology, stem cell biology and translational research. Dr. Vemuganti has a special interest in Ophthalmic Onco–pathology and has helped standardize the processing and reporting of ophthalmic tumors. She established the first stem cell laboratory for translational research at LV Prasad Eye Institute, Hyderabad and developed a novel xeno–free, feeder cell free technique of culturing limbal cells on human amniotic membrane for clinical transplantation. She was formerly the Dean and is currently a Senior Professor at the School of Medical Sciences, University of Hyderabad, Hyderabad, India. She has more than 300 publications, an H-index of 52 with more than 8000 citations. She is a recipient of several national and international awards including the National Biotechnology Award of career development, recent Weisenfeld 2005 ARVO award, Senior Achievement award by American Academy of Ophthalmology, Dr Ramineni Foundation Vishista Puruskar, and Fellow, ARVO, Royal college of Pathologists. She is also on the editorial board of WHO Blue book on Classification of Eye Tumors. Dr Vemuganti is a fellow of various prestigious national and international bodies, holds many leadership positions, a recipient of many prestigious academic and research grants from national and international agencies, and has guided many doctoral students in both basic and applied research projects.



### **Dr. Vijay Anand P Reddy, India**

Dr. Vijay Anand P Reddy is an eminent radiation oncologist with a sharp focus on ophthalmic oncology. He has helped set standards for safe and effective radiotherapy in India. He is the Director, Professor and Head of the Department of Oncology (Apollo Cancer Hospitals) at Apollo Hospitals, Hyderabad, India. Previously, he chaired the Association of Radiation Oncologists of India (AROI) and the Indian College of Radiation Oncology (ICRO). With expertise in radiation oncology and specialized training in Medical Oncology from the European Society of Medical Oncology. He has undertaken fellowships globally, including the International Union Against Cancer Fellowship and the Nargis Dutt Memorial Foundation Fellowship. Dr. Reddy has received numerous awards, such as the International Cancer Research Technology Transfer Award and the Ocular Oncology Achievement Award. With over 110 publications and 317 presentations, he boasts an impressive H-index. Beyond oncology, Dr. Reddy is an avid golfer and anti-tobacco crusader who has founded CURE Foundation, provides free and subsidized cancer treatment, and serves on the Board of Directors for Sparsh Hospice, a center for terminally ill cancer patients.

# **SCIENTIFIC PROGRAM**

**Tuesday, December 3**

Pre-conference Day

Workshops and Instruction Courses

Near-Live Surgery

## TUESDAY, DECEMBER 3, PRE-CONFERENCE DAY

### Workshops and Instruction Courses

#### Hall: Assembleia

**Tuesday, December 3, 10:00 – 13:00 Hall: Assembleia**

#### **Workshop 1, Imaging in Ocular Oncology (Open to all)**

<b>Chair: Dr. Arun D Singh</b>			
<b>Moderator: Dr. Vishal Raval</b>			
<b>Expert Panelists: Dr. Elaine Binkley, Dr. Mandeep Sagoo, Dr. Prithvi Mruthyunjaya</b>			
<b>Name</b>	<b>Topic</b>	<b>Min</b>	<b>Time Slot</b>
Dr. Jacob Pe'er	Colour Fundus Photography	12	10:00 - 10:15
Dr. Elaine Binkley	Fundus Autofluorescence	12	10:15 - 10:30
Dr. Arun D Singh	Ultrasonography - Standardized B-scan, A-scan and UBM	12	10:30 - 10:45
Dr. Santosh G Honavar	Anterior Segment Imaging for Ocular Surface Tumors	12	10:45 - 11:00
Dr. Lauren A Dalvin	Retinal and Choroidal OCT, OCTA and Doppler	12	11:00 - 11:15
Dr. Vishal Raval	Electroretinogram	12	11:15 - 11:30
Dr. Prithvi Mruthyunjaya	Fluorescein and Indocyanine Green Angiography	12	11:30 - 11:45
Dr. Rolika Bansal	MRI in Ocular Oncology - A Primer	12	11:45 - 12:00
Demonstration	Hands-on Demonstration of Handheld Imaging Equipment	60	12:00 - 13:00

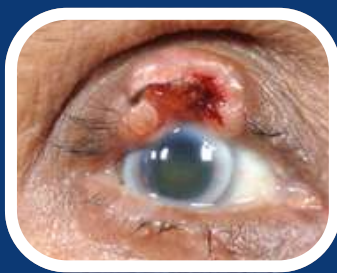
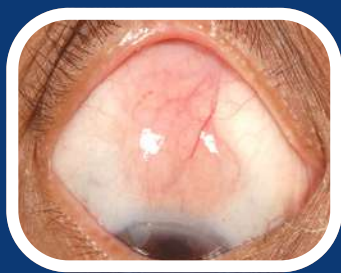
\*12 min presentation, followed by 3 min discussion

**Lunch, 13:00 – 14:00, Pre-function Area**



# NEAR-LIVE SURGERY

Tips and Tricks in Ocular Oncology - Pole to Pole



**December 3, 2024 | 14:00 – 18:30 | Assembleia Hall**

**Chair: Dr. William Glasson**

**Moderator: Dr. Santosh G Honavar**

**Expert Panelists: Dr. Bertil Damato, Dr. Gangadhara Sundar, Dr. Sara Lally**

**Tuesday, December 3, 14:00 – 18:30, Hall: Assembleia**  
**Near-Live Surgery: Tips and Tricks in Ocular Oncology – Pole to Pole**  
**(Open to all)**

<b>Chair: Dr. William Glasson</b>			
<b>Moderator: Dr. Santosh G Honavar</b>			
<b>Expert Panelists: Dr. Bertil Damato, Dr. Gangadhara Sundar, Dr. Sara Lally</b>			
<b>Name</b>	<b>Topic</b>	<b>Min</b>	<b>Time Slot</b>
Dr. Gangadhara Sundar	Excision of an Eyelid Tumor - Lamellar, Full-thickness, Small, Large, BCCa, SGCa	10	14:00 - 14:15
Dr. Mandeep Sagoo	Excision of OSSN	10	14:15 - 14:30
Dr. Carol L Shields	Excision of Conjunctival Melanoma	10	14:30 - 14:45
Dr. Fairouz P Manjanadavida	Excision of a Conjunctival Tumor with Brachytherapy	10	14:45 - 15:00
Dr. Hibba Quhill	Biopsy of an Iris, Anterior Segment and a Ciliary Body Tumor - Needle or Open Biopsy	10	15:00 - 15:15
Dr. Sara E Lally	Brachytherapy for an Iris Tumor	10	15:15 - 15:30
Dr. Brian Marr	Iridocyclectomy, Excision of a Ciliary Body Tumor, PLSU	10	15:30 - 15:45
Dr. Arun D Singh	Excision of an Iris Tumor and Trans-scleral Needle Biopsy	10	15:45 - 16:00
Dr. Riyaz Bhikoo	Vitreous Biopsy	10	16:00 - 16:15
Dr. Tim Isaacs	Transretinal Choroidal Biopsy for Uveal Melanoma	10	16:15 - 16:30
Dr. Adrian Fung	Transretinal Vitrector Choroidal Biopsy	10	16:30 - 16:45
Dr. Bertil Damato	Brachytherapy for Ciliary Body, Choroid, and Retinal Tumors	10	16:45 - 17:00
Dr. Santosh G Honavar	Orbitotomy - Excisional and Incisional Biopsy Techniques	10	17:00 - 17:15
Dr. Hakan Demirci	Intraorbital Injections	10	17:15 - 17:30
Dr. Francis Munier	Intravitreal and Intracameral Chemotherapy	10	17:30 - 17:45
Dr. Vikas Chaddha	Enucleation	10	17:45 - 18:00
Dr. Sima Das	Orbital Exenteration	10	18:00 - 18:15
Dr. David Ryan	Biopsy to Slide - Do's and Don'ts to Get a Positive Result 1	7	18:15 - 18:22
Dr. Lindsay McGrath	Biopsy to Slide - Do's and Don'ts to Get a Positive Result 2	7	18:23 - 18:30

\*10 min presentation, followed by 5 min discussion



**Tuesday, December 3, 10:00 – 17:00, Hall: West 1**  
**Workshop 2. St Jude Global Retinoblastoma Workshop – Expanding Collaborations to Improve Early Diagnosis of Retinoblastoma**  
**(Open to all from 10:00)**

**Workshop Objectives:**

1. Examine progress of efforts and strategies to improve early diagnosis of Retinoblastoma and define additional solutions as needed.
2. Review Retinoblastoma Early Diagnosis Toolkit components to provide feedback.
3. Codesign additional components / resources for ED Toolkit.
4. Strengthen collaborations for RB Diagnosis and Treatment on a global and regional level.

Topic/Activity	Time/Duration	Facilitator	Speaker
<b>Closed Morning Session RB Profile Participants Fishbowl Exercise:</b> Review/Questions about RB Profile Experience	08:00 - 09:45	SJ Team	
Welcome	10:00 - 10:10	Dr. Matthew W Wilson	Dr. Carlos Rodriguez – Galindo (Recorded)
SJ Global RB Update	10:10 - 10:20	Ms. Susan Ybarra	Dr. Matthew W Wilson
Recent Workshops/Efforts ISOO Africa – Participant Report-out SIOP Africa – Participant Report- out OneRetinobalstoma - Questions and Discussion	10:20 - 11:05 15 minutes 15 minutes 15 minutes		Dr. Kahaki Kimani Dr. Dupe Ademola Popoola Dr. Vera Essuman  All
<b>Tea Break</b>	<b>11:05 - 11:25</b>		
<b>Panel Discussion: Multi-Disciplinary Perspectives</b> Major Barriers to EDx Success in EDx Discussion	11:30 - 12:40	Dr. Matthew W Wilson	Dr. Arpita Bhattacharyya Dr. Tricia Alcasabas Dr. Gary Mercado
<b>Lunch</b>	<b>12:40 - 13:40</b>		
<b>Defining the pathway to earlier diagnosis:</b> Utilizing the RB Board game to define steps to EDx	13:45 - 14:15	Ms. Susan Ybarra Ms. Biruja Dahal	Small Groups
<b>Co-designing Strategies to Improve Early Diagnosis of Retinoblastoma: How do we improve the “lag times”?</b> • Review and refinement of existing efforts and progress • Successful Campaigns	14:15 - 16:15  14:15 - 14:45	Ms. Susan Ybarra Ms. Ayo Omotola	Small Groups
<b>SJG Retinoblastoma Working Group Activity:</b> Design/Improve an Adaptable EDx Toolkit Resource	14:45 - 16:15		
<b>Tea Break</b>	<b>16:15 - 16:30</b>		
<b>Networking Session:</b> Get to Know Your Colleagues (Display of SJ Global Regional Programs and RB Academy Posters)	16:30 - 18:00		All participants

**Tuesday, December 3, 10:00 – 17:00, Hall: West 2**  
**Workshop 3. ISOP-AAOOP Combined Meeting, Ophthalmic Pathology –**  
**Consensus is the Key**  
**(Open to all)**

<b>Expert Panelists: Dr. Arun D Singh, Dr. Carol L Shields, Dr. Deepak Edward, Dr. Geeta K Vemuganti, Dr. Mikkel Thagaard, Dr. Tero Kivelä</b>			
<b>Intraocular Tumors and Cytology, 10:00 - 11:30</b>			
Name	Topic	Min	Time Slot
Dr. Anita Chan	Guidelines to Handle Enucleation and Cytology Samples	15	10:00 - 10:15
Dr. Jesse L Berry	Retinoblastoma and Masquerades – Clinical and Molecular Updates	15	10:15 - 10:30
Dr. Saumya Jakati	Retinoblastoma and Masquerades - Pathology-based Learning	15	10:30 - 10:45
Dr. Tero Kivelä	Melanoma and Other Intraocular Tumors Masquerades - Case-based Learning	15	10:45 - 11:00
Dr. Arun D Singh	Iris Melanoma	15	11:00 - 11:15
<b>Expert Panel</b>	<b>Panel Discussion: Intraocular Tumors - Challenges to Address</b>	<b>15</b>	<b>11:15 - 11:30</b>
<b>Tea Break, 11:30 - 11:45</b>			
<b>Ocular Surface and Eyelid Tumors, 11:45 - 13:15</b>			
Dr. Saumya Jakati	Guidelines to Handle Conjunctival and Eyelid Specimens	15	11:45 - 12:00
Dr. Carol L Shields	Conjunctival Tumors – Case-based Learning (Clinical)	15	12:00 - 12:15
Dr. Hardeep Singh Mudhar	Conjunctival Tumors – Case-based Learning (Pathology)	15	12:15 - 12:30
Dr. Yamini Krishna	WHO 2022 Classification of Melanocytic Conjunctival Tumors	15	12:30 - 12:45
Dr. Martina Herwig-Carl	Eyelid Tumors – Case-based Learning	15	12:45 - 13:00
<b>Expert Panel</b>	<b>Panel Discussion: Challenges in addressing in Ocular Surface and Eyelid Biopsies</b>	<b>15</b>	<b>13:00 - 13:15</b>

**Lunch, 13:15– 14:15, Pre-function Area**

**Tuesday, December 3, 10:00 – 17:00, Hall: West 2**  
**Workshop 3. ISOP-AAOOP Combined Meeting, Ophthalmic Pathology –**  
**Consensus is the Key**  
**(Open to all)**

<b>Orbital Tumors, 14:15 - 15:30</b>			
<b>Name</b>	<b>Topic</b>	<b>Min</b>	<b>Time Slot</b>
Dr. Shruthi M K	Guidelines to Handle Exenterations	15	14:15 - 14:30
Dr. Mikkel Thagaard	Ocular Adnexal Lymphomas (OAL) – Case-based Learning	15	14:30 - 14:45
Dr. Dipankar Das	Orbital Soft-tissue Tumors - Case-based Learning	15	14:45 - 15:00
Dr. Ruchi Mittal	Lacrimal Gland Epithelial Tumors - Case-based Learning	15	15:00 - 15:15
Expert Panel	Panel Discussion: Challenges in Orbital Biopsies	15	15:15 - 15:30
<b>Tea Break, 15:30 - 15:45</b>			
Interactive Quiz with Voting, 10 Cases		30	15:45 - 16:15
AJCC 9th Edition Updates – Panel Discussion: Retinoblastoma, Uveal Melanoma, Eyelid Tumors, Conjunctival Tumors		30	16:15 - 16:45
About ISOP		5	16:15 - 16:45
Closing Remarks		10	16:50 - 17:00

**Tuesday, December 3, 10:00 – 17:30, Hall: South 1**  
**Workshop 4. India Fights Retinoblastoma – 2030 Goal for 2020 Vision**  
**(Open to all)**

<b>Session 1. India is Fighting RB and We are Winning, 10:00 - 11:30</b>			
<b>Moderator: Ms. Poonam Bagai</b>			
<b>Name</b>	<b>Topic</b>	<b>Min</b>	<b>Time Slot</b>
Ms. Poonam Bagai	From Challenges to Triumphs: The Fight RB India Story	10	10:00 -10:10
Dr. Santosh G Honavar Dr. Sima Das Dr. Amita Mahajan Dr. Haresh Gupta	Paving the Path to 100% - India's Retinoblastoma Revolution	20	10:10 -10:30
Dr. Santosh G Honavar Dr. Rolika Bansal + Survivor/Parent	Together We Win - Regional Institutions Transforming RB Care - South	12	10:30 -10:42
Dr. Swati Kaliki + Survivor/Parent	Together We Win - Regional Institutions Transforming RB Care - South	12	10:42 -10:54
Team AIIMS + Survivor/Parent	Together We Win - Regional Institutions Transforming RB Care - North	12	10:54 - 11:06
Dr. Nandan Shetye + Survivor/Parent	Together We Win - Regional Institutions Transforming RB Care - West	12	11:06 - 11:18
Dr. Arpita Bhattacharyya Dr. Anirban Bhaduri + Survivor/Parent	Together We Win - Regional Institutions transforming RB Care - East	12	11:18- 11:30
<b>Tea Break, 11.30-12:00</b>			
<b>Session 2. Elevating the Voice of those Who Matter the Most!, 12:00 - 12.40</b>			
<b>Moderators: Dr. Anupama Borkar, Mr Vikash Yadav</b>			
Ms. Akansha Gupta, Survivor	Triumph Over Adversity - From illness to Survivorship	10	12:00 - 12:10
Ms. Anita Gupta, Parent	Hope and Resilience Overcomes all Challenges -The Parent's Voice	10	12:10 -12:20
Ms. Preeti Phad, Survivor	Challenges to Championship - The Survivor's Voice	10	12:20 - 12:30
Ms. Priti Rastogi, Parent	From Patient to Advocate: Empowering the RB Community	10	12:30 - 12:40

**Tuesday, December 3, 10:00 – 17:30, Hall: South 1**  
**Workshop 4. India Fights Retinoblastoma – 2030 Goal for 2020 Vision**  
**(Open to all)**

<b>Session 3. Collaborative Pathways - Government, National and International Insights on Childhood Retinoblastoma, 12:40 - 14:05</b>			
<b>Moderator: Dr. Haresh Gupta, Dr. Vathsalya Vijay Chair: Ms. Poonam Bagai, Dr. Usha Singh</b>			
<b>Panel Discussion:</b> Dr. Jesse L Berry Dr. Carol L Shields Dr. Fairouz P Manjanadavida Dr. Priscilla Luppi Ballalai	RB Care for Underprivileged Children Across the World	30	12:40 - 13:10
Ms. Kanaka Sirpal	Sustained Financial Backing for Fight RB India - Vital Role for Financial Role	5	13:10 - 13:15
Mr. Aravind Seshadri	Role of NGOs in Transforming Retinoblastoma Outcomes	10	13:15 - 13:25
Dr. Vandana Dhamankar	Beyond Cure - Supporting Survivorship and Reintegration in RB Care	10	13:25 - 13:35
Dr. María Mánquez Hatta	Next Generation Solutions for Early RB Diagnosis	10	13:35 - 13:45
Team St Jude	Building Bridges for RB Care - Expanding Collaboration	10	13:45 - 13:55
Government Representative	TBD	10	13:55 - 14:05
<b>Lunch, 14:05- 14:50 pm</b>			
<b>Session 4. Road Map for 2030, Improving Outcomes for RB in India, 14:50 - 16:50 Round Table Discussion and Workshop</b>			
<b>Moderator: Dr. Amita Mahajan, Dr. Sima Das</b>			
Ocular Oncologists, Ophthalmologists Pediatric Oncologists Representative from NGOs, Government and RB Parents and Survivors	Charting the Path Ahead - Addressing Challenges and Shaping Solutions Awareness and Early Detection, Diagnosis, Referral and Treatment Support, Standardization of Radiology and Pathology Reporting, Genetics and Prenatal Testing, Collaborative Research and Establishing Retinoblastoma Registry in India, Service Delivery and Social Support, Rehabilitation and Survivorship, Patient Advocacy	100	14:50 - 16:30
All participants	Together We Act: Developing a Consensus Action Plan and Roadmap 2030	20	16:30 -16:50
<b>Session 5. 12th Fight RB India Stakeholder Meeting, 16:50 - 17:20</b>			
<b>Moderators: Dr. Santosh G Honavar, Ms. Poonam Bagai</b>			
Dr. Amita Mahajan Dr. Haresh Gupta Dr. Neelima Thakur	Announcing Registry Study, Information Sharing and Future Engagement	30	16:50 - 17:20
<b>Session 6. Eyes on Retinoblastoma: Press Interaction and Video Showcase, 17:20 - 18:00</b>			
<b>Moderator: Dr. Amita Mahajan, Dr. Anupama Mukherjee</b>			

**Tuesday, December 3, 10:00 – 18:30, Hall: South 2**  
**Instruction Courses – EyeOpener in Ocular Oncology**  
**(Open to all)**

<b>IC 1. EyeOpener - Tumors of the Ocular Surface, 10:00 - 11:30</b>			
<b>Chair: Dr. Priscilla Luppi Ballalai</b>			
<b>Moderator: Dr. Anasua Kapoor</b>			
Name	Topic	Min	Time Slot
Dr. Mrittika Sen	Ocular Surface Tumors - A FlipBook	10	10:00 - 10:10
Dr. Shaifali Chahar	Ocular Surface Squamous Neoplasia	10	10:10 - 10:20
Dr. Sima Das	Conjunctival Stromal Tumors	10	10:20 - 10:30
Dr. Jacob Pe'er	Pigmented Conjunctival Tumors - Benign	10	10:30 - 10:40
Dr. Priscilla Luppi Ballalai	Conjunctival Melanoma	10	10:40 - 10:50
Dr. Anasua Kapoor	Medical Management of Ocular Surface Tumors	10	10:50 - 11:00
Dr. Sumeet Lahane	Surgical Management of Ocular Surface Tumors	10	11:00 - 11:10
All Faculty	Discussion	15	11:10 - 11:25

<b>IC 2. EyeOpener - Orbital Tumors, 11:30 - 13:00</b>			
<b>Chair: Dr. Gangadhara Sundar</b>			
<b>Moderator: Dr. Sonam Poonam Nisar</b>			
Name	Topic	Min	Time Slot
Dr. Gangadhara Sundar	Vascular Tumors of the Orbit	10	11:30 - 11:40
Dr. Sonam Poonam Nisar	Neurogenic Tumors of the Orbit	10	11:40 - 11:50
Dr. Bitu Esmali	Rhabdomyosarcoma	10	11:50 - 12:00
Dr. Debjyoti Tripathi	Histiocytic Orbital Tumors	10	12:00 - 12:10
Dr. Mikkel Thagaard	Orbital Lymphoma	10	12:10 - 12:20
Dr. Anirban Bhaduri	Lacrimal Gland Tumors	10	12:20 - 12:30
Dr. Santosh G Honavar	Oncological Principles in the Management of Orbital Tumors	10	12:30 - 12:40
All Faculty	Discussion	15	12:40 - 12:55

**Lunch, 13:00 – 14:00, Pre-function Area**

**Tuesday, December 3, 10:00 – 18:30, Hall: South 2**  
**Instruction Courses – EyeOpener in Ocular Oncology**  
**(Open to all)**

<b>IC 3. EyeOpener - Tumors of the Eyelid, 14:00 - 15:30</b>			
<b>Chair: Dr. Bita Esmaeli</b>			
<b>Moderator: Dr. Hakan Demirci</b>			
Name	Topic	Min	Time Slot
Dr. Rolika Bansal	Eyelid Tumors - A FlipBook	10	14:00 - 14:10
Dr. Manoj Parulekar	Capillary Hemangioma of Infancy	10	14:10 - 14:20
Dr. Hakan Demirci	Basal Cell Carcinoma	10	14:20 - 14:30
Dr. Bita Esmaeli	Squamous Cell Carcinoma	10	14:30 - 14:40
Dr. Vikas Menon	Sebaceous Gland Carcinoma	10	14:40 - 14:50
Dr. Sara E Lally	Melanocytic Tumors of the Eyelid	10	14:50 - 15:00
Dr. Fairouz P Manjanadavida	Oncological Principles in the Management of Eyelid Tumors	10	15:00 - 15:10
All Faculty	Discussion	15	15:10 - 15:25

<b>IC 4. EyeOpener - Intraocular Tumors, 15:30 - 17:00</b>			
<b>Chair: Dr. Shahar Frenkel</b>			
<b>Moderator: Dr. Livia Lumbroso-Le Rouic</b>			
Name	Topic	Min	Time Slot
Dr. Rishi Pukhraj	Intraocular Tumors - A FlipBook	10	15:30 - 15:40
Dr. Ashwin Mallipatna	Pseudoretinoblastoma	10	15:40 - 15:50
Dr. Livia Lumbroso-Le Rouic	Medulloepithelioma	10	15:50 - 16:00
Dr. Javier Elizalde	Choroidal Hemangioma	10	16:00 - 16:10
Dr. Vicktoria Vishnevskia-Dai	Choroidal Metastasis	10	16:10 - 16:20
Dr. Shahar Frenkel	Primary Intraocular Lymphoma	10	16:20 - 16:30
Dr. Masood Naseripour	Retinal Capillary Hemangioblastoma	10	16:30 - 16:40
All Faculty	Discussion	15	16:40 - 16:55

**Tuesday, December 3, 10:00 – 18:30, Hall: South 2**  
**Instruction Courses – EyeOpener in Ocular Oncology**  
**(Open to all)**

<b>IC 5. EyeOpener – Melanoma, 17:00 – 18:30</b>			
<b>Chair: Dr. John D Mckenzie</b>			
<b>Moderator: Dr. Vikas Chadha</b>			
<b>Name</b>	<b>Topic</b>	<b>Min</b>	<b>Time Slot</b>
Dr. Sara E Lally	Iris Nevus and Melanoma	10	17:00 – 17:10
Dr. Vikas Chadha	Benign/Indeterminate/Atypical Pigmented Choroidal Tumors	10	17:10 – 17:20
Dr. Prithvi Mruthyunjaya	How to Treat a Small Uveal Melanoma?	10	17:20 – 17:30
Dr. Bhavna Chawla	Plaque Brachytherapy for Uveal Melanoma	10	17:30 – 17:40
Dr. John D Mckenzie	Emerging Treatment Modalities for a Medium Sized Uveal Melanoma	10	17:40 – 17:50
Dr. Colleen M Cebulla	Prognostication of Uveal Melanoma	10	17:50 – 18:00
Dr. Guy Missotten	Pseudomelanomas – An Overview	10	18:00 – 18:10
All Faculty	Discussion	15	18:10 – 18:25



**Wednesday, December 4**

Uveal Melanoma

Other Intraocular Tumors

Opening Ceremony

# GURUCOOL

An early morning informal interaction with a master of ocular oncology

**From 06:30 am – 07:30 am**  
**on Wednesday, December 4 with Dr. Carol L Shields, and**  
**on Friday, December 6 with Dr. Jacob Pe'er**  
**Taj Cidade De Goa Horizon - Sea-Side Banyan Tree**



## UVEAL MELANOMA AND OTHER INTRAOCULAR TUMORS

**Wednesday, December 4, 08:00 – 09:30, Hall: Assembleia**  
**Posters 1. Uveal Melanoma and Other Intraocular Tumors**

Chair: Dr. Tero Kivelä			
Moderator: Dr. Shahar Frenkel			
Expert Panelists: Dr. Jens Folke Kiilgaard, Dr. Jesse L Berry, Dr. Michael Heiferman			
Name	Topic	Min	Time Slot
Dr. Michael Yu	A Novel Approach to Estimating Choroidal Tumor Thickness Using 2D Ultra-Widefield Images (Optos and Clarus)	4	08:01 - 08:05
Dr. Kushal Agrawal	Correlation of Fitzpatrick Skin Type and Iris Color with Tumor Size in 823 Patients with Uveal Melanoma	4	08:06 - 08:10
Dr. Prapti Praful Chheda	Oculodermal Melanocytosis in Asian Indian Patients: Prevalence, Clinical Presentation and Association with Choroidal Melanoma	4	08:11 - 08:15
Dr. Vishal Raval	Ultrasound Biomarkers: Contrast Enhanced Ultrasound and Nakagami Imaging to Differentiate Benign and Malignant Choroidal Tumor	4	08:16 - 08:20
Dr. Fairouz P Manjandavida	Uveal Melanoma - The Asian Experience of 194 Cases	4	08:21 - 08:25
Dr. Payal Naresh Shah	Choroidal Melanoma – Mortality Rates and Prognosis in Indian Population	4	08:26 - 08:30
Dr. Beatrice Gallo	Long-Term Visual Outcomes, Side Effects, Local Tumour Control and Patient Survival After Ruthenium-106 Brachytherapy for Small Choroidal Melanoma	4	08:31 - 08:35
Dr. Carolina M Gentile	Incidence and Prognosis of Extraocular Extension in Patients with Primary Uveal Melanoma at an Ocular Oncology Unit in Buenos Aires	4	08:36 - 08:40
Dr. Carol L Shields	Non-Conditional and Conditional Metastatic Risk in Uveal Melanoma: Impact of Age and Impact of TCGA	4	08:41 - 08:45
Dr. Linda A Cernichiaro-Espinosa	Stem-Like Signatures and Gene Expression Patterns Reveal Complex Dynamics in Uveal Melanoma	4	08:46 - 08:50
Dr. Prithvi Mruthunjaya	Aqueous Humor Proteomics Stratifies Uveal Melanomas into Three Distinct Protein Expression Profiles (PEP) and Correlates with Patient Survival	4	08:51 - 08:55
Dr. Aditya Maitray	Transpupillary Thermotherapy for Juxtapapillary and Subfoveal Choroidal Hemangiomas	4	08:56 - 09:00
Dr. Akshay Gopinathan Nair	Choroidal Metastases as the Presenting Feature of Disseminated Malignancy: A Series	4	09:01 - 09:05
Dr. Duangnate Rojanaporn	Ru-106 Plaque Brachytherapy for the Management of Intraocular Tumors in Thailand: First Report from South-East Asia	4	09:06 - 09:10

**Wednesday, December 4, 08:00 – 09:30, Hall: Assembleia**  
**Posters 1. Uveal Melanoma and Other Intraocular Tumors**

<b>Name</b>	<b>Topic</b>	<b>Min</b>	<b>Time Slot</b>
Dr. Subhav Pershad	Rekindling the Flame of Hope: Ruthenium - 106 Plaque Brachytherapy in Pediatric Tumors	4	09:11 - 09:15
Dr. Jyotirmay Biswas	Infections Presenting as Tumor - Reverse Masquerade Syndrome	4	09:16 - 09:20
<b>Expert Panel and Speakers</b>	<b>Panel Discussion</b>	<b>10</b>	<b>09:20 - 09:30</b>

**Wednesday, December 4, 09:30 – 11:00, Hall: Assembleia**  
**Papers 1. Uveal Melanoma 1, Melanoma Research – Eye Cancer Foundation**  
**Session**

<b>Chair: Dr. Carol L Shields</b>			
<b>Moderator: Dr. Hakan Demirci</b>			
<b>Expert Panelists: Dr. John D Mckenzie, Dr. Jyotirmay Biswas, Dr. Takami Sato</b>			
Name	Topic	Min	Time Slot
Dr. Martina Herwig-Carl	MicroRNA in Uveal Melanoma Cell Lines with and Without BAP1 Mutation	6	09:31 – 09:37
Dr. Vinit Mahajan	Liquid Biopsy Proteomics Reveals Uveal Melanoma Tumor Microenvironment Molecules to Guide Rational Therapies	6	09:38 – 09:44
Dr. Colleen M Cebulla	Genetics of Familial Uveal Melanoma	6	09:45 – 09:51
Dr. Nikita Garg	Molecular Risk Stratification in Uveal Melanoma: Utility of TCGA Classification for Clinical Decision Making	6	09:52 – 09:58
Dr. Lata Singh	Exome Sequencing Unveils the Molecular Spectrum of Somatic Variations in Uveal Melanoma: Insights from an Indian Population	6	09:59 – 10:05
Dr. Alexandre Matet	Identification of the Monoallelic MBD4-Associated Neoplasia Syndrome in Uveal Melanoma: From Exceptional Responders to Familial Predisposition	6	10:06 – 10:12
Dr. Prithvi Mruthunjaya	Uveal Melanoma Gene Expression Profile Prediction From ultra-Widefield Fundus Photographs Using Automated Machine Learning	6	10:13 – 10:19
Dr. Lauren A Dalvin	The Living Library for Uveal Melanoma: Multiomics Characterization and Utility in Drug Screening	6	10:20 – 10:26
Dr. Jesse L Berry	<b>Keynote Lecture</b> – Molecular Melanoma: Protein Biomarkers in the Aqueous Humor Exhibit Diagnostic and Prognostic Potential for Uveal Melanoma	10	10:28 – 10:38
Dr. Jesse L Berry	Protein Biomarkers in the Aqueous Humor Exhibit Diagnostic and Prognostic Potential for Uveal Melanoma	6	10:39 – 10:45
Dr. Sophie Piperno-Neumann	<b>Keynote Lecture</b> – Uveal Melanoma	10	10:46 – 10:56
<b>Expert Panel and Speakers</b>	<b>Panel Discussion</b>	<b>4</b>	<b>10:56 – 11:00</b>

**Wednesday, December 4, 11:00 – 12:30, Hall: Assembleia**  
**Papers 2. Uveal Melanoma 2**

<b>Chair: Dr. Arun D Singh</b>			
<b>Moderator: Dr. Bhavna Chawla</b>			
<b>Expert Panelists: Dr. Julian Klaas, Dr. Mahesh Shanmugam, Dr. Maria Manquez Hatta, Dr. Prithvi Mruthunjaya</b>			
Name	Topic	Min	Time Slot
Dr. Maura Di Nicola	Accuracy, Relevance and Comprehensiveness of Artificial Intelligence-Generated Responses for Uveal Melanoma and Retinoblastoma	6	11:01 - 11:07
Dr. Mandeep Sagoo	Consensus Clinical Grading Guidelines Using AUTOML Artificial Intelligence-Based Screening of Melanocytic Choroidal Lesions	6	11:08 - 11:14
Dr. Michael Heiferman	Machine Learning Automated Segmentation for Early Detection of Uveal Melanoma	6	11:15 - 11:21
Dr. Roderick O'day	Precisely Mapping Choroidal Tumor Margins - Is Photography Enough?	6	11:22 - 11:28
Dr. Carsten Faber	Prevalence and Characteristics of Choroidal Nevi in 35,559 Individuals - A Nation-Wide Study Based on Optician Fundus Photography.	6	11:29 - 11:35
Dr. Peter G Hovland	Utility of Ultra-Fine Needle Biopsy (U-FNAB) in Management of Small Posterior Uveal Melanoma: Comparison of Techniques and GEP Classification	6	11:36 - 11:42
Dr. Jens Folke Kiilgaard	Volumen Based T Classification for All Uveal Melanomas	6	11:43 - 11:49
Dr. Sara Selig	Vision: A Global Patient-Reported Registry to Advance Ocular Melanoma Research	6	11:50 - 11:56
Dr. Rolika Bansal	Metastasis-Free Survival of Uveal Melanoma by Tumor Size Category Based on the Cancer Genome Atlas (TCGA) Classification in 1001 Cases	6	11:56 - 12:03
Dr. Kavita K Mishra	Novel Risk Factors and Survival Outcomes in Adolescents and Young Adults with Uveal Melanoma	6	12:04 - 12:10
<b>Expert Panel and Speakers</b>	<b>Panel Discussion</b>	<b>10</b>	<b>12:20 - 12:30</b>

**Wednesday, December 4, 12:30 – 13:00, Hall: Assembleia**  
**Oration 1, Stallard Lecture**

<b>Chair: Dr. Dan S Gombos</b>			
<b>Co-chair: Dr. Jesse L Berry</b>			
<b>Moderator: Dr. Vicktoria Vishnevskia-Dai</b>			
<b>Expert Panelists: Dr. Bhavna Chawla, Dr. Fairouz P Manjandavida, Dr. Santosh G Honavar</b>			
Name	Topic	Min	Time Slot
Dr. Mandeep Sagoo	Introduction to Stallard Medal, Memorial to Dr. John Hungerford and Introduction of Dr. Bertil Damato	5	12:31 – 12:36
Dr. Bertil Damato	<b>Oration</b> - Stallard: Then and Now	20	12:37 – 12:57
Dr. Dan S Gombos	Presentation of the Stallard Medal to Dr. Bertil Damato	2	12:58 – 13:00

**Lunch Academic Session Sponsored by Aura Biosciences (Open to all),**  
**13:10 – 13:50, Hall: All Day All Night**

**Lunch (Open to all), 13:00 – 13:30, Pre-function Area**

**Wednesday, December 4, 14:00 – 15:30, Hall: Assembleia**  
**Papers 3. Uveal Melanoma 3**

<b>Chair: Dr. Bertil Damato</b>			
<b>Moderator: Dr. Vikas Chaddha</b>			
<b>Expert Panelists: Dr. Carsten Faber, Dr. Maria Pefkianaki, Dr. Prithvi Mruthunjaya</b>			
<b>Name</b>	<b>Topic</b>	<b>Min</b>	<b>Time Slot</b>
Dr. Maria Manquez Hatta	A Cost-Effectiveness Analysis of I-125 Brachytherapy Vs Stereotactic Radiosurgery for Uveal Melanoma in Chile: Seventeen Years of Experience	6	14:01 - 14:07
Dr. Lauren Yeager	Long-Term Outcomes of Juxtapapillary and Peripapillary Choroidal Melanomas Treated with I-125 Plaque Brachytherapy	6	14:08 - 14:14
Dr. Scott Oliver	Prediction of Long-Term (5 Year) Excellent Vision (>20/40) After Brachytherapy for Uveal Melanoma	6	14:15 - 14:21
Dr. Linda A Cernichiaro-Espinosa	Efficacy of Low Dose Rate Iodine-125 Plaque Brachytherapy in the Treatment of 1807 Patients with Uveal Melanoma	6	14:22 - 14:28
Dr. Brian Marr	The Impact of Radiation Dosage to Vital Ocular Structures on Long-Term Visual Outcomes in Uveal Melanoma Treated with I-125 Plaque Brachytherapy	6	14:29 - 14:35
Dr. Purna Nangia	Ocular Complications and Treatment Outcomes with Plaque Brachytherapy for Uveal Melanoma: A Real-World, Retrospective Cross-Sectional Study	6	14:36 - 14:42
Dr. Bhavna Chawla	Comparative Evaluation of Gamma Knife Radiosurgery Versus Ruthenium Plaque Brachytherapy for the Treatment of Uveal Melanoma	6	14:43 - 14:49
Dr. Andrey Yarovoy	Comparison of Outcomes of Gamma-Knife Radiosurgery, Ru-106 Brachytherapy and Enucleation for Uveal Melanoma in Comparable Groups	6	14:50 - 14:56
Dr. Carol L Shields	<b>Keynote Lecture</b> - Uveal Melanoma: What We Know, and What is Ahead of us	10	14:58 - 15:08
Dr. Dan S Gombos	<b>Keynote Lecture</b> - From Prognosis to Cure: The Remaining Barriers in Our Battle Against Uveal Melanoma	10	15:10 - 15:20
<b>Expert Panel and Speakers</b>	<b>Panel Discussion</b>	<b>10</b>	<b>15:20 - 15:30</b>



**Wednesday, December 4, 15:30 – 17:00, Hall: Assembleia**  
**Papers 4. Uveal Melanoma 4**

<b>Chair: Dr. Sara E Lally</b>			
<b>Moderator: Dr. Lauren A Dalvin</b>			
<b>Expert Panelists: Dr. Alexandre Matet, Dr. Sara Selig, Dr. Scott Oliver</b>			
<b>Name</b>	<b>Topic</b>	<b>Min</b>	<b>Time Slot</b>
Dr. Julian Klaas	Robotic Stereotactical Radiosurgery (SRS) for Small Uveal Melanoma after Initial Observation Vs. Immediate Therapy	6	15:31 - 15:37
Dr. Shahar Frenkel	One-Shot Vs. Fractionated Stereotactic Radiosurgery (SRS Vs. FSR) for Intraocular Uveal Melanoma	6	15:38 - 15:44
Dr. Hibba Quhill	30 Gray Versus 35 Gray Gamma Knife Stereotactic Radiosurgery for Uveal Melanoma	6	15:45 - 15:51
Dr. Noel Horgan	Tumour Control, Eye Retention and Visual Acuity After Radiotherapy for Choroidal Melanoma	6	15:52 - 15:58
Dr. Hakan Demirci	The Role of Vitreous Cytokines in Radiation Retinopathy Following Plaque Radiotherapy in Choroidal Melanoma	6	15:59 - 16:05
Dr. Tero Kivelä	Presumed Incipient Choroidal Melanomas Treated by Transpupillary Thermotherapy: An Update	6	16:06 - 16:12
Dr. Shayri Pillai	Long-Acting Fluocinolone Acetonide Intravitreal Implant for Radiation Maculopathy	6	16:13 - 16:19
Dr. Zackery Oakey	Fluocinolone Acetonide Intravitreal Implant Produces Superior Control of Radiation Retinopathy-Related Macular Edema	6	16:20 - 16:26
Dr. Sapna Patel	True Frequency of HLA-A*02:01	6	16:27 - 16:33
Dr. George Thomas	Impact of Tumor Pigmentation in 6934 Patients with Uveal Melanoma at a Single Center	6	16:34 - 16:40
<b>Expert Panel and Speakers</b>	<b>Panel Discussion</b>	<b>15</b>	<b>16:40 - 16:55</b>

**Wednesday, December 4, 17:00 – 18:15, Hall: Assembleia  
Papers 5. Uveal Melanoma 5**

<b>Chair: Dr. Prithvi Mruthunjaya</b>			
<b>Moderator: Dr. Maria Manquez Hatta</b>			
<b>Expert Panelists: Dr. Hibba Quhill, Dr. Riyaz Bhikoo, Dr. Vishal Raval</b>			
Name	Topic	Min	Time Slot
Dr. Takami Sato	<b>Keynote Lecture</b> - New Paradigm for Treatment of Metastatic Uveal Melanoma in the United States	10	17:02 – 17:12
Dr. Arun D Singh	Uveal Melanoma: Am I Cured Yet?	6	17:13 – 17:19
Dr. Mrittika Sen	Relationship Between Fitzpatrick Skin Type and the Cancer Genome Atlas Classification with Melanoma-Related Metastasis and Death in 854 Patients	6	17:20 – 17:26
Dr. Miriam-Benigna Chika Amobi	Tumor Location of Uveal Melanoma and Impact on Metastasis-Free Survival in 1001 Cases	6	17:27 – 17:33
Dr. Hidayet Sener	Non-Conditional and Conditional Metastasis of Uveal Melanoma Per Millimeter-By-Millimeter in Thickness in 8034 Patients	6	17:34 – 17:40
Dr. Li-Anne Lim	Characteristics and Outcomes of Patients with Early or Late Uveal Melanoma Metastasis: Analysis from the Ocular Melanoma Natural History (OMNI) Study	6	17:41 – 17:47
Dr. John D Mckenzie	NADOM- Neoadjuvant Darovasertib Trial for Ocular Melanoma - Results of a Phase 2 Safety and Efficacy Study Used Prior to Definitive Ocular Management	6	17:48 – 17:54
<b>Expert Panel and Speakers</b>	<b>Panel Discussion</b>	<b>10</b>	<b>17:54 – 18:04</b>

**Wednesday, December 4, 18:30 – 20:30, Hall: Assembleia  
Opening Ceremony, Awards and Entertainment (Open to all)**

**Wednesday, December 4, 20:30 – 23:30,  
SkyGaze – Rooftop Poolside, Taj Cidade De Goa Horizon  
Welcome Cocktails and Dinner (Open to all)**



Come Join Us For

# Opening Ceremony, Awards

*and*

# Entertainment



**WEDNESDAY**  
04 DECEMBER, 2024



**STARTS AT**  
18:30 ONWARDS



**HALL**  
ASSEMBLEIA

**Welcome Cocktails and Dinner**  
**Location: SkyGaze - Rooftop Poolside,**  
**Taj Cidade De Goa Horizon**

---

**\*Open to all the registered delegates**

**Wednesday, December 4, 08:00 – 09:30, Hall: West**  
**Cases I. Uveal Melanoma**

<b>Chair: Dr. Jacob Pe'er</b>			
<b>Moderator: Dr. Mandeep Sagoo</b>			
<b>Expert Panelists: Dr. Colleen M Cebulla, Dr. Sara Selig, Dr. Sara Lally</b>			
<b>Name</b>	<b>Topic</b>	<b>Min</b>	<b>Time Slot</b>
Dr. Arun D Singh	Necrotic Iris Melanocytoma with Secondary Glaucoma	4	08:01 - 08:05
Dr. Noel Horgan	Iris Melanoma Arising in Melanocytoma: A Clinicopathologic Correlation	4	08:06 - 08:10
Dr. Carol L Shields	A Long Slow Curve Ball with Lots of Spin	4	08:11 - 08:15
Dr. Aniruddh Heroor	Congenital Choroidal Melanocytoma in a Child with Ocular Melanocytosis	4	08:16 - 08:20
Dr. Komal Bakal	Congenital Epithelioid Uveal Melanoma with Skeletal Metastasis	4	08:21 - 08:25
Dr. Adrian Fung	Choroidal Melanoma in a Patient with Multiple Endocrine Neoplasia Type 1	4	08:26 - 08:30
Dr. Taweevat Attaseth	Choroidal Melanoma: Not Only One but Three	4	08:31 - 08:35
Dr. Lindsay McGrath	Migrating Melanomas	4	08:36 - 08:40
Dr. Prapti Praful Chheda	Multifocal Choroidal Melanoma: A Clinico-Histopathological Correlation	4	08:41 - 08:45
Dr. Andrey Yarovoy	Anatomical and Functional Eye Salvage in a Child with Uveal Melanoma	4	08:46 - 08:50
Dr. David Arturo Ancona Lezama	Initial Efficacy and Safety in the Treatment of Uveal Melanoma in Latin American Population in Mexico: A Case Series	4	08:51 - 08:55
Dr. Michael Goldbaum	The Use of Transpupillary Thermotherapy to Treat Toxic Tumor Syndrome from Uveal Melanoma Treated with Brachytherapy	4	08:56 - 09:00
Dr. Dipankar Das	Choroidal Melanoma Associated Spongiform Scleropathy	4	09:01 - 09:05
Dr. Hibba Quhill	Subconjunctival Ocular Argyrosis Following Treatment with Ru-106 Brachytherapy for Choroidal Melanoma	4	09:06 - 09:10
<b>Expert Panel and Speakers</b>	<b>Panel Discussion</b>	<b>15</b>	<b>09:10 - 09:25</b>

**Wednesday, December 4, 08:00 – 09:30, Hall: South**  
**Cases 2. Uveal Melanoma and Other Intraocular Tumors**

<b>Chair: Dr. William Glasson</b>			
<b>Moderator: Dr. Brian Marr</b>			
<b>Expert Panelists: Dr. Peter G Hovland, Dr. Maura Di Nicola, Dr. Roderick O'day</b>			
Name	Topic	Min	Time Slot
Dr. Hung-da Chou	Intraocular, Extrascleral, and Optic Nerve Dissemination of Choroidal Melanoma After Transvitreal Diagnostic Biopsy: A Case Report	4	08:01 - 08:05
Dr. Martina Herwig-Carl	Retinoinvasive Melanoma with Metastatic Spread – Possible Association with Intravitreal Injections and Pars Plana Vitrectomy?	4	08:06 - 08:10
Dr. Andrew Stacey	Hide and Seek	4	08:11 - 08:15
Dr. Pukhraj Rishi	Central Serous Retinopathy (CSR)-like Retinopathy with Tebentafusp Chemotherapy for Metastatic Uveal Melanoma	4	08:16 - 08:20
Dr. Maria Pefkianaki	Animal-Type Iris Melanoma	4	08:21 - 08:25
Dr. Aditya Maitray	Mortal Metastasis Mimicking Uveitis	4	08:26 - 08:30
Dr. Rachel Lukschal Frauches	Novel Genetic Profile in a Case of a Ciliary Body Melanocytoma	4	08:31 - 08:35
Dr. Francesco Baldo Lanza	Efficacy of Intravitreal Therapy with Melphalan and Anti-VEGF for Cutaneous Metastatic Melanoma to the Vitreous and Retina: A Case Report	4	08:36 - 08:40
Dr. Kalpita Das	Phase Shifting – A Unique Case Lymphoma with Varied Presentation in Each Eye	4	08:41 - 08:45
Dr. Lauren A Dalvin	An Unusual Epiretinal Membrane	4	08:46 - 08:50
Dr. Vishal Raval	Occlusive Retinal Vasculitis as a Presenting Feature of Primary Vitreoretinal Lymphoma Relapse	4	08:51 - 08:55
Dr. Jyotirmay Biswas	Carcinoma Associated Retinopathy: Dexamethasone Intravitreal Implant as an Effective Alternative Therapy	4	08:56 - 09:00
Dr. Ruju Unadkat	Masquerade, Misdemeanor and Management	4	09:01 - 09:05
Dr. Kushal Agrawal	Vitritis in Acute Myeloid Leukemia Patient: What Could It Be?	4	09:06 - 09:10
Dr. Hidayet Sener	Unexpected Growth from Congenital Hypertrophy of the Retinal Pigment Epithelium	4	09:11 - 09:15
<b>Expert Panel and Speakers</b>	<b>Panel Discussion</b>	<b>15</b>	<b>09:15 - 09:30</b>

**Wednesday, December 4, 08:00 – 09:30, Hall: Theater**  
**Videos 1. Uveal Melanoma and Other Intraocular Tumors 1**

Name	Topic	Min	Time Slot
Dr. Aparna Ramasubramanian	Illuminated Depressor Enhanced Fundus Photography	8	08:00 – 08:08
Dr. Aparna Ramasubramanian	Ocular Microvascular Flow Imaging	8	08:08 – 08:16
Dr. Pukhraj Rishi	Biopsy Techniques for Intraocular Tumors	8	08:16 – 08:24
Dr. Kushal Agrawal	Vitreous Biopsy and Diagnostic Vitrectomy Under Air	8	08:24 – 08:32
Dr. Kushal Agrawal	Choroidal Biopsy in a Patient with Total Exudative Retinal Detachment	8	08:32 – 08:40
Dr. Vishal Raval	Intraoperative OC-Guided Subretinal Aspiration Biopsy for Primary Vitreoretinal Lymphoma	8	08:40 – 08:48
Dr. Scott Oliver	Angiocatheter-assisted Forceps Biopsy for Transcameral Biopsy of Iris Melanocytic Lesions: A Novel Technique	8	08:48 – 08:56
Dr. Deepsekhar Das	Inferior Oblique Sparing Brachytherapy Plaque Placement for Juxtafoveal and Peripapillary Large Choroidal Melanomas	8	08:56 – 09:04
Dr. Lindsay McGrath	An Extra Big Bite	8	09:04 – 09:12

**Wednesday, December 4, 09:30 – 11:00, Hall: Theater**  
**Videos 2. Uveal Melanoma and Other Intraocular Tumors 2**

Name	Topic	Min	Time Slot
Dr. Andrey Yarovoy	Anterior Uveal Melanoma with Extrascleral Growth of Different Extension: Full Thickness Eyewall Resection with Donor Scleral Patch Grafting	8	09:30 – 09:38
Dr. Praneet Telukunta	Endoresection of Choroidal Melanoma: A Surgical Insight	8	09:38 – 09:46
Dr. Ruju Unadkat	A To Z of Radiotherapy for an Ocular Oncologist	8	09:46 – 09:54
Dr. Subhav Pershad	Famous Five of the Choroid – Multi-modal Imaging in Choroidal Tumors	8	09:54 – 10:02
Dr. Scott Oliver	Laser, Cryo, Endoresection Technique of Retinal Reactive Astrocytic Tumors	8	10:02 – 10:10
Dr. Prapti Praful Chheda	Surgical Feeder Vessel Ligation and En-Bloc Resection of Retinal Capillary Hemangioblastoma	8	10:10 – 10:18
Dr. Pukhraj Rishi	An Innovative Surgical Technique to Treat an Eye with Total Retinal Detachment with Coats' Disease	8	10:18 – 10:26
Dr. Sameeksha Tadepalli	Large Leaky Tumour Frozen in the Eye	8	10:26 – 10:34
Dr. Elaine Binkley	A Case of Severe Leukemic Retinopathy Managed with Pars Plana Vitrectomy with Internal Limiting Membrane Peel	8	10:34 – 10:42

**Wednesday, December 4, 11:00 – 12:30, Hall: Theater**

**eCases with Pre-recorded Narration**

**eCases 1. Uveal Melanoma, Retinoblastoma and Other Intraocular Tumors**

<b>Name</b>	<b>Topic</b>	<b>Min</b>	<b>Time Slot</b>
Dr. Ashwitha Alva	Tapioca in the Eye - Devoured by Plaque	4	11:00 - 11:04
Dr. Rolika Bansal	The Obvious Oblivion: Melanoma Or Mela-"No"-Ma	4	11:04 - 11:08
Dr. Hibba Quhill	Controversies in Small Melanoma - A Case Report and Thought Experiment	4	11:08 - 11:12
Dr. Ihab Saad Othman	Large Sized Uveal Melanoma with Extra-Ocular Extension: Is There a Way to Conserve?	4	11:12 - 11:16
Dr. Colleen M Cebulla	Treatment of Metastatic Cutaneous Melanoma to Vitreous and Anterior Chamber with Intravitreal and Intracameral Melphalan	4	11:16 - 11:20
Dr. Ido Didi Fabian	The Retinoblastoma "Silk Road" Project: Referring Children from Afghanistan to Pakistan	4	11:20 - 11:24
Dr. Dipankar Das	Diffuse Retinoblastoma Presenting as Intermediate Uveitis	4	11:24 - 11:28
Dr. Carol L Shields	Right Chemotherapy, Wrong Dose, Wrong Laser	4	11:28 - 11:32
Dr. Duangnate Rojanaporn	Intra-Arterial Chemotherapy and Intravitreal Chemotherapy for Retinocytoma with Transformation into Retinoblastoma	4	11:32 - 11:36
Dr. Hardeep Singh Mudhar	The Clinical, Histological and Molecular Features of a Case of Adult-Onset Retinoblastoma	4	11:36 - 11:40
Dr. Aslan Aykut	Not All Genetic Testing the Same for Retinoblastoma	4	11:40 - 11:44
Dr. Kalpita Das	Blowing Away the Clouds - A Challenging Case of Retinoblastoma	4	11:44 - 11:48
Dr. Payal Naresh Shah	Salvaging the Unsalvageable	4	11:48 - 11:52
Dr. Anannya Abhyankar Joshi	Mushroom-Shaped Pseudo-Melanoma with Extrascleral Nodule	4	11:52 - 11:56
Dr. Kushal Agrawal	Angle and Iris Surface Pigmented Neoplastic Deposits Masquerading as Uveitis	4	11:56 - 12:00
Dr. Vicktoria Vishnevskia-Dai	Anterior Chamber Infiltration of CAR T-Cells	4	12:00 - 12:04
Dr. Aparna Ramasubramanian	Iris Mesenchymal Tumor in an Infant	4	12:04 - 12:08
Dr. Arun D Singh	Iris Leiomyoma	4	12:08 - 12:12
Dr. Farnaz Yazeer	From Mystery to Miracle: Conquering Ciliary Body Leiomyoma	4	12:12 - 12:16
Dr. Wajiha Jurdi Kheir	Two Cases of Mistaken Identity in Choroidal Pathology	4	12:16 - 12:20

**Wednesday, December 4, 14:00 – 15:30, Hall: Theater**  
**ePosters with Pre-recorded Narration**  
**ePosters 1. Uveal Melanoma**

Name	Topic	Min	Time Slot
Dr. Arun D Singh	A Predictive Model for Iris Melanoma	4	14:00 - 14:04
Dr. Lindsay McGrath	Iris Melanoma in an Australian Cohort	4	14:04 - 14:08
Dr. Andrey Yarovoy	Long Term Results of Surgical Excision of Iridociliary Tumors with Subsequent Implantation of Artificial Iris	4	14:08 - 14:12
Dr. Carol L Shields	Impact of Iris Color on Uveal Melanoma Outcomes in 7245 Patients	4	14:12 - 14:16
Dr. Julian Klaas	Choroidal Nevi at a Uveal Melanoma Referral Center: Characterization and Probability of Growth Based on Moles	4	14:16 - 14:20
Dr. Pragati Garg	Unveiling Hidden Threat: Ocular Melanoma	4	14:20 - 14:24
Dr. Helya Aghazadeh	Wet Age-Related Macular Degeneration as a Masquerade for Uveal Melanoma: A Case Series	4	14:24 - 14:28
Dr. Hidayet Sener	Influence of Race on Uveal Melanoma Metastasis-Free Survival: A Matched Comparative Analysis between African American and Caucasian American Cohorts	4	14:28 - 14:32
Dr. Rolika Bansal	Race-Based Comparative Analysis of Uveal Melanoma Metastasis-Free Survival Between Matched Hispanic American and Caucasian American Cohorts	4	14:32 - 14:36
Dr. Eduardo Labbé	Demographic and Clinical Characteristics of Uveal Melanoma in Chile, a Hispanic-Predominant Country	4	14:36 - 14:40
Dr. Pukhraj Rishi	Uveal Melanoma Characteristics at a New, Single Academic Center in Nebraska, United States	4	14:40 - 14:44
Dr. Li-Anne Lim	The Fight Tumour Blindness (FTB) Registry: Efficient Capture of High-Quality Real-World Data in Uveal Melanoma.	4	14:44 - 14:48
Dr. Carol L Shields	Does Uveal Melanoma Tumor Size Matter?	4	14:48 - 14:52
Dr. Rolika Bansal	Metastasis-Free Survival Outcomes of Uveal Melanoma Based on Tumor Epicenter and the Cancer Genome Atlas (TCGA) Classification in 1001 Cases	4	14:52 - 14:56
Dr. Hidayet Sener	Influence of Ocular Melanocytosis on Metastasis-Free Survival in Uveal Melanoma Across TCGA Categories: A Retrospective Cohort Analysis of 1001 Patients	4	14:56 - 15:00
Dr. Helya Aghazadeh	Uveal Melanoma in Patients Less than 25 Years of Age: Tumour Characteristics and Patient Outcome Analysis	4	15:00 - 15:04
Dr. Dipankar Das	Malignant Choroidal Melanoma with Seeds Supported by Pathology and Scanning Electron Microscopy Study	4	15:04 - 15:08



**Wednesday, December 4, 15:30 – 17:00, Hall: Theater**  
**ePosters with Pre-recorded Narration**  
**ePosters 2. Uveal Melanoma and Other Intraocular Tumors**

Name	Topic	Min	Time Slot
Dr. Vicktoria Vishnevskia-Dai	Black Posterior Vitreous Detachment: An 8-Year Historical Cohort	4	15:30 – 15:34
Dr. Hibba Quhill	Local Anaesthesia Under Sedation Versus General Anaesthesia for Brachytherapy-Treated Patients with Uveal Melanoma: A Patient-Reported Outcome Study	4	15:34 – 15:38
Dr. Neiwete Lomi	Quantitative Study of Retinal Circulation Based on Optical Coherence Tomography Angiography after Plaque Brachytherapy in Uveal Melanoma	4	15:38 – 15:42
Dr. Colleen M Cebulla	Genetic Testing Results for Uveal Melanoma Patients in the Context of NCCN and ASCO Guidelines	4	15:42 – 15:46
Dr. Alexandre Matet	Safety and Outcome of Fine-Needle Aspiration Biopsy in Uveal Melanoma: A 10-Year Experience in a National Referral Center	4	15:46 – 15:50
Dr. Scott Oliver	Endodiode Laser (EDL) Thermotherapy and Vitrectomy-Transretinal Biopsy (PPV-Bx) for the Treatment of Small Uveal Melanoma: Initial Results	4	15:50 – 15:54
Dr. Adrian Fung	Trans-Retinal Vitrectomy Cutter Biopsy of Choroidal Melanoma: Yield, Results and Complications	4	15:54 – 15:58
Dr. Timothy Beckman	Secondary Extraocular Extension of Choroidal Melanoma Following Primary Photodynamic Therapy	4	15:58 – 16:02
Dr. Michael Heiferman	Association Between Allostatic Load and Extraocular Extension in Uveal Melanoma	4	16:02 – 16:06
Dr. Farnaz Yazeer	Medulloepithelioma of the Ciliary Body - Enucleation Vs Conservation	4	16:06 – 16:10
Dr. Vinit Mahajan	Liquid Biopsy Biorepository in Ocular Cancer: Methods, Safety and Feasibility for Molecular Testing	4	16:10 – 16:14
Dr. Ihab Saad Othman	Ocular Tissue Biopsy in Diagnosis of Intraocular Lesions	4	16:14 – 16:18
Dr. Kushal Agrawal	Vitreous Biopsy and Diagnostic Vitrectomy Under Air	4	16:18 – 16:22
Dr. Shraddha Raj Shrivastava	Clinical and Multimodal Imaging to Differentiate Amelanotic Choroidal Lesions	4	16:22 – 16:26
Dr. Prapti Praful Chheda	Ru-106 Plaque Brachytherapy for Treatment of Circumscribed Choroidal Hemangioma	4	16:26 – 16:30
Dr. Praneet Telukunta	Diffuse Choroidal Hemangioma: Clinical Presentation and Treatment Outcomes	4	16:30 – 16:34
Dr. Subhav Pershad	Plaque Brachytherapy - A Port Wine Aficionado	4	16:34 – 16:38

**Wednesday, December 4, 17:00 – 18:30, Hall: Theater**  
**ePosters with Pre-recorded Narration**  
**ePosters 3. Other Intraocular Tumors**

Name	Topic	Min	Time Slot
Dr. Shaifali Chahar	Von Hippel-Lindau Disease: Ocular Manifestations and Management Outcomes	4	17:00 - 17:04
Dr. Andrey Yarovoy	Histological Picture of Vasoproliferative Tumors in 15 Patients	4	17:04 - 17:08
Dr. Jyotirmay Biswas	Choroidal Osteoma Presenting as Choroiditis - Analysis of 5 Cases	4	17:08 - 17:12
Dr. Vishal Raval	Morphological Characteristics and Longitudinal Structural Changes in Choroidal Osteoma: A Multimodal Imaging Study	4	17:12 - 17:16
Dr. Almila Sarigul Sezenoz	MYD88 L265 Mutation in Cell-Based and Cell-Free DNA in the Blood of Patients with Biopsy-Proven Vitreoretinal Lymphoma	4	17:16 - 17:20
Dr. Aslan Aykut	An Old Drug as a New Alternative: Salvage Therapy for Vitreoretinal Lymphoma with Intravitreal Melphalan Injection	4	17:20 - 17:24
Dr. Almila Sarigul Sezenoz	Complications Following Intravitreal Rituximab for Vitreoretinal Lymphoma: The Experience of a Single Tertiary Center	4	17:24 - 17:28
Dr. Kalpita Das	Intraocular Involvement and Systemic Relapse in Mantle Cell Lymphoma	4	17:28 - 17:32
Dr. Ruju Unadkat	Many Faces of Congenital Hypertrophy of Retinal Pigment Epithelium (CHRPE)	4	17:32 - 17:36
Dr. Aditya Maitray	Rare Complications of Optic Nerve Head Melanocytoma	4	17:36 - 17:40
Dr. Shraddha Raj Shrivastava	Differentiating Choroidal Metastases Based on Primary Cancer Site: A Multimodal Imaging Study	4	17:40 - 17:44
Dr. Elaine Binkley	Choroidal Metastasis in the Era of Targeted Systemic Therapy	4	17:44 - 17:48
Dr. Aslan Aykut	Treatment of Choroidal Metastasis with Combined Photodynamic Therapy and Bevacizumab and Comparison with Photodynamic Therapy Alone	4	17:48 - 17:52
Dr. Arun D Singh	Bel-Sar (Au-011) for the Treatment of Metastases to the Choroid: Rationale for and Design of a Phase 2 Clinical Trial	4	17:52 - 17:56
Dr. Katherine Paton	Metastasis to Vitreous: Lung Adenocarcinoma	4	17:56 - 18:00
Dr. Ankita Aishwarya Agrawal	Managing Ocular Infections in Patients with Systemic Malignancies: Challenges and Approaches	4	18:00 - 18:04

**Thursday, December 5**  
Retinoblastoma  
Supported by St Jude Global

# Fitness Session

**Thursday, December 5**

**&**

**Saturday, December 7**

**06:30 am – 07:30 am**

**Taj Cidade De Goa Horizon  
SkyGaze Rooftop Poolside**

## RETINOBLASTOMA DAY (SUPPORTED BY ST JUDE GLOBAL)

**Thursday, December 5, 08:00 – 09:00, Hall: Assembleia**  
**Posters 2. Retinoblastoma**

<b>Chair: Dr. Francis L Munier</b>			
<b>Moderator: Dr. Rita Sitorus</b>			
<b>Expert Panelists: Dr. Aparna Ramasubramanian, Dr. Ashwin Mallipatna, Dr. Jyotirmay Biswas</b>			
<b>Name</b>	<b>Topic</b>	<b>Min</b>	<b>Time Slot</b>
Dr. Ifeoma Echieh	Training Community Health Workers in Nigeria on Early Detection of Retinoblastoma Using the Arclight Ophthalmoscope: A Pilot Study	4	08:01 - 08:05
Dr. Anne Susanty	Clinical Presentation and Survival of Retinoblastoma in the National Eye Center in Indonesia Between 2012-2021	4	08:06 - 08:10
Dr. Jacob Pandelaki	The Safety of Intra-Arterial Chemotherapy through Alternative Routes for Retinoblastoma: Case Review of Our Experience in Indonesia	4	08:11 - 08:15
Dr. Padma Thinlass	Globe Salvage with Adjuvant Intravitreal Chemotherapy in Retinoblastoma	4	08:16 - 08:20
Dr. Namita Kumari	Episcleral Ru-106 Plaque Brachytherapy for Refractory and Advanced Intraocular Retinoblastoma in the Indian Population	4	08:21 - 08:25
Dr. Rolika Bansal	Triple Drug Super-Selective Ophthalmic Artery Intra-Arterial Chemotherapy for Retinoblastoma - Outcomes in Asian-Indian Population	4	08:26 - 08:30
Dr. Abhishek Das	Intra-arterial Chemotherapy for Retinoblastoma: A Single Center Study in South India - Our Experience	4	08:31 - 08:35
Dr. Kavita Poonia	Clinico-Radiological Features and Outcome of Retinoblastoma Eyes with Staphylomas	4	08:36 - 08:40
Dr. Kanchan Sainani	Visual Outcomes in Retinoblastoma Survivors and Factors Predicting Failure of Vision Salvage	4	08:41 - 08:45
Dr. Shanthi R	Tumor-associated Blood Eosinophilia - A Prognostic Portender of Chemotherapy Response in Retinoblastoma Children	4	08:46 - 08:50
Dr. Jesse L Berry	Liquid Gold: A Clinically Validated Molecular Test for Retinoblastoma Using an Aqueous Humor Liquid Biopsy	4	08:51 - 08:55
<b>Expert Panel and Speakers</b>	<b>Panel Discussion</b>	<b>5</b>	<b>08:55 - 09:00</b>

**Thursday, December 5, 09:00 – 09:30, Hall: Assembleia**  
**Special Session 1. St Jude Alliance Global and Regional Collaborations to**  
**Diagnosis and Treat Retinoblastoma**

<b>Moderator: Dr. Matthew W Wilson</b>			
<b>Name</b>	<b>Topic</b>	<b>Min</b>	<b>Time Slot</b>
Dr. Christiane Al-Hadad	Eastern Mediterranean/POEM	30	09:00 – 09:30
Dr. Yacoub Yousef	Eastern Mediterranean/POEM	30	09:00 – 09:30
Dr. Elie Bechara	Eastern Mediterranean/POEM	30	09:00 – 09:30
Dr. Gary Mercado	Asia Pacific	30	09:00 – 09:30
Dr. Tricia Alcasabas	Asia Pacific	30	09:00 – 09:30
Dr. Mae Dolendo	Asia Pacific	30	09:00 – 09:30
Dr. Gita Naidu	Sub-Saharan Africa	30	09:00 – 09:30
Dr. Dupe Ademola-Popoola	Sub-Saharan Africa	30	09:00 – 09:30
Dr. Vera Essuman	Sub-Saharan Africa	30	09:00 – 09:30
Dr. Kahaki Kimani	Sub-Saharan Africa	30	09:00 – 09:30
Dr. Imelda-Odille Dziffa Ofori-Adjei	Sub-Saharan Africa	30	09:00 – 09:30
Dr. Lara Sandri	Sub-Saharan Africa	30	09:00 – 09:30

**Thursday, December 5, 09:30 – 11:00, Hall: Assembleia**  
**Papers 6. Retinoblastoma 1**

<b>Chair: Dr. M Ashwin Reddy</b>			
<b>Moderator: Dr. Dipankar Das</b>			
<b>Expert Panelists: Dr. Christina Stathopoulos, Dr. Guy Negretti, Dr. Usha Singh</b>			
Name	Topic	Min	Time Slot
Dr. Reza Mirshahi	An Innovative Large Language Model for Retinoblastoma Chatbot	6	09:31 – 09:37
Dr. Vijitha S Vempuluru	Artificial Intelligence and Machine Learning in Ocular Oncology, Retinoblastoma: Experience with a Multiracial Cohort	6	09:38 – 09:44
Dr. Matthew W Wilson	The Analysis of Tele-Ophthalmology Through Online Mentorship Over a 20-Year Period: the Importance of Education and Capacity Building	6	09:45 – 09:51
Dr. Denis Malaise	The AMCC Program in Sub-Saharan Africa to Improve the Management of Retinoblastoma	6	09:52 – 09:58
Dr. Ido Didi Fabian	Availability of Diagnostic and Treatment Modalities for Retinoblastoma Management in 2024: A Global Study	6	09:59 – 10:05
Dr. Usha R Kim	Our Sequential Strategy for Rapid Molecular Diagnosis of Retinoblastoma	6	10:06 – 10:12
Dr. Andrew Stacey	Long-Read Sequencing of the Rb1 Gene for Rapid Diagnosis of Germline Rb1 Variants	6	10:13 – 10:19
Dr. Petra Ketteler	An Amplification-Independent MYCN Signature Defines an Aggressive Subtype of Retinoblastoma	6	10:20 – 10:26
Dr. Mamatha Reddy Muppidi	Human Retinoblastoma Cells are Hyper-Dependent on Aurora Kinase A and its Association with the MYCN Oncoprotein	6	10:27 – 10:33
Dr. Helen Dimaras	Development of a Rare Pediatric Eye Cancer Biobank	6	10:34 – 10:40
<b>Expert Panel and Speakers</b>	<b>Panel Discussion</b>	<b>15</b>	<b>10:41 – 10:56</b>

**Thursday, December 5, 11:00 – 12:30, Hall: Assembleia**  
**Papers 7. Retinoblastoma 2**

<b>Chair: Dr. Usha R Kim</b>			
<b>Moderator: Dr. Helen Dimaras</b>			
<b>Expert Panelists: Dr. Dupe Ademola-Popoola, Dr. Geeta K Vemuganti, Dr. Petra Ketteler</b>			
<b>Name</b>	<b>Topic</b>	<b>Min</b>	<b>Time Slot</b>
Dr. Douglas Amin Chigane	Safety Evaluation of Anterior Chamber Paracentesis for Aqueous Humor Liquid Biopsy: A Multi-Center Analysis of 606 Procedures in 251 Eyes	6	11:01 - 11:07
Dr. Christina Stathopoulos	Chromosome 6p Gain in Aqueous Humor Cell-Free DNA Does not Necessarily Correlate with Poor Eye Preservation in Retinoblastoma	6	11:08 - 11:14
Dr. Venkata Yellapantula	Clinical Implementation of Low Pass Whole Genome Sequencing Using Aqueous-Humor Derived CFDNA (LBSeq4Kids) for Retinoblastoma Diagnosis and Monitoring	6	11:15 - 11:21
Dr. Timothy W Corson	Aqueous VEGF-A Levels as a Liquid Biopsy Biomarker of Retinoblastoma Vitreous Seed Response to Therapy	6	11:22 - 11:28
Dr. Dan S Gombos	Liquid Biopsy Analysis of the Aqueous Humor in a Xenograft Orthotopic Rabbit Model of Retinoblastoma Treated with Intra-Arterial Chemotherapy (IAC)	6	11:29 - 11:35
Dr. Sameer Farouk Sait	Role of Liquid Biopsy (Plasma and CSF) in Extraocular Retinoblastoma – a Retrospective Analysis of Patients Treated at a Single Institution	6	11:36 - 11:42
Dr. Sima Das	Circulating Cell-Free Tumor DNA-Based Liquid Biopsy of Cerebrospinal Fluid (CSF) in Retinoblastoma	6	11:43 - 11:49
Dr. Dipankar Das	Study of Red and Green Laser in Retinoblastoma Seeds	6	11:50 - 11:56
Dr. Manoj Parulekar	Quantifying the Efficacy of ICG Enhanced Laser for Retinoblastoma Tumors	6	11:56 - 12:03
Dr. Rachna Meel	Indocyanine Green Enhanced TTT Vs TTT for Treatment of Thicker Tumors in Retinoblastoma - A Randomized Control Trial	6	12:04 - 12:10
<b>Expert Panel and Speakers</b>	<b>Panel Discussion</b>	<b>15</b>	<b>12:10 - 12:25</b>



**Thursday, December 5, 12:30 – 13:00, Hall: Assembleia**  
**Oration 2, Jerry Shields Lecture**

<b>Chair: Dr. Dan S Gombos</b>			
<b>Co-chair: Dr. Jesse L Berry</b>			
<b>Moderator: Dr. Vicktoria Vishnevskia-Dai</b>			
<b>Expert Panelists: Dr. Bhavna Chawla, Dr. Fairouz P Manjandavida, Dr. Santosh G Honavar</b>			
Name	Topic	Min	Time Slot
Dr. Vicktoria Vishnevskia-Dai	Introduction to Jerry Shields Medal and Introduction of Dr. Katherine Paton	5	12:31 – 12:36
Dr. Katherine Paton	<b>Oration</b> - Further Together: Ocular Oncology Journey into Tomorrow	20	12:37 – 12:57
Dr. Dan S Gombos	Presentation of Jerry Shields Medal to Dr. Katherine Paton	3	12:58 – 13:00

**Special Session 2. Lunch Session by Women in Ocular Oncology (WOO Invitees),**  
**13:10 – 13:40, Hall: All Day All Night**

**Lunch (Open to all), 13:00 – 14:00, Pre-function Area**

**Thursday, December 5, 14:00 – 15:30 Hall: Assembleia**  
**Papers 8. Retinoblastoma 3**

<b>Chair: Dr. Manoj Parulekar</b>			
<b>Moderator: Dr. Fairouz P Manjandavida</b>			
<b>Expert Panelists: Dr. Bhavna Chawla, Dr. Duangnate Rojanaporn, Dr. Swathi Kaliki</b>			
<b>Name</b>	<b>Topic</b>	<b>Min</b>	<b>Time Slot</b>
Dr. Guy Negretti	Outcomes of Cryotherapy for the Treatment of Retinoblastoma in 92 Consecutive Patients	6	14:01 - 14:07
Dr. Carol L Shields	Is Intra-Arterial Chemotherapy for Everyone?	6	14:08 - 14:14
Dr. Sota Oguro	Selective Ophthalmic Arterial Injection Using a Balloon Catheter for Retinoblastoma: A Seven-Year Clinical Evaluation and How-To Guide	6	14:15 - 14:21
Dr. Joseph Abbott	An Evaluation of Intra-Arterial Chemotherapy Techniques: Does Safety Come at the Cost of Efficacy?	6	14:22 - 14:28
Dr. Usha Singh	Intra-Arterial Chemotherapy in Retinoblastoma Eyes: Side Effects and Complications	6	14:29 - 14:35
Dr. Stephen R Chen	Evidence for Anti-Platelet Therapy in the Prevention of Ophthalmic Vascular Events During Intra-Arterial Chemotherapy for Retinoblastoma	6	14:36 - 14:42
Dr. Tatiana Ushakova	Prevention of Severe Oculo-Respiratory Reflex During Selective Intra-Arterial Chemotherapy in Children with Retinoblastoma	6	14:43 - 14:49
Dr. M Ashwin Reddy	Resolution of Ocular Motor Disorders Following the Use of Intra-Arterial Chemotherapy for Retinoblastoma	6	14:50 - 14:56
Dr. Masood Naseripour	Targeted Therapy in Retinoblastoma: Outcome Analysis Based on Laterality and Severity of the Disease	6	14:57 - 15:03
Dr. Sonal P Yadav	Clinical Profile and Management Outcomes in Recurrent Retinoblastoma	6	15:04 - 15:10
<b>Expert Panel and Speakers</b>	<b>Panel Discussion</b>	<b>15</b>	<b>15:10 - 15:25</b>

**Thursday, December 5, 15:30 – 17:00, Hall: Assembleia**  
**Papers 9, Retinoblastoma 4**

<b>Chair: Dr. Livia Lumbroso-Le Rouic</b>			
<b>Moderator: Dr. Purnima Rajkarnikar Sthapit</b>			
<b>Expert Panelists: Dr. Andrew Stacey, Dr. Delfitri Lutfi, Dr. Masood Naseripour</b>			
<b>Name</b>	<b>Topic</b>	<b>Min</b>	<b>Time Slot</b>
Dr. Dupe Ademola-Popoola	Retinoblastoma: Achieving Treatment Goal with Adjuvant Intravitreal Topotecan Injection	6	15:31 – 15:37
Dr. Ayushi Agarwal	Intravitreal Melphalan Versus Topotecan for Vitreous Seeds in Retinoblastoma: A Study of 64 Asian Indian Eyes	6	15:38 – 15:44
Dr. Paula Schaiquevich	Safety (Ocular and Systemic) of Higher Doses of Intravitreal Topotecan in Rabbits	6	15:45 – 15:51
Dr. Ruju Unadkat	Dose-Escalated Intravitreal Topotecan in Retinoblastoma	6	15:52 – 15:58
Dr. Yu-bai Chou	High-Dose Intravitreal Injection of Topotecan for Recurrent Retinoblastoma in 13 Consecutive Cases	6	15:59 – 16:05
Dr. Aparna Ramasubramanian	A Phase I Study of Sustained-Release Topotecan Episcleral Plaque for Retinoblastoma	6	16:06 – 16:12
Dr. Duangnate Rojanaporn	Visual Prognosis in Retinoblastoma Patients with Multimodality Treatments	6	16:13 – 16:19
Dr. Francis L Munier	Current Diagnosis and Management of Diffuse Infiltrating Retinoblastoma	6	16:20 – 16:26
Dr. Francis L Munier	<b>Keynote Lecture:</b> Anterior Segment Disease in Retinoblastoma: Guided Tour of the Crossing Points and Routes Taken by Tumor Cells Between the Retina and Aqueous Humor	10	16:28 – 16:38
<b>Expert Panel and Speakers</b>	<b>Panel Discussion</b>	<b>15</b>	<b>16:39 – 16:54</b>

**Thursday, December 5, 17:00 – 18:30, Hall: Assembleia**  
**Papers 10. Retinoblastoma 5**

<b>Chair: Dr. Francis L Munier</b>			
<b>Moderator: Dr. Maria Pefkianaki</b>			
<b>Expert Panelists: Dr. Carol L Shields, Dr. Dan S Gombos, Dr. Vijay Anand P. Reddy</b>			
<b>Name</b>	<b>Topic</b>	<b>Min</b>	<b>Time Slot</b>
Dr. Rita Sitorus	Radiation Retinopathy Following Multiple Combined Therapy in Retinoblastoma: Expensive Lessons	6	17:01 – 17:07
Dr. Ashwin Mallapatna	Enhanced MRI Protocols Allow for Improved Recognition of Pathological High-Risk Features in Retinoblastoma	6	17:08 – 17:14
Dr. Delfitri Lutfi	Impact of Histopathological Result on Survival Rate in Retinoblastoma Patients at Tertiary Referral Center Hospital in East Indonesia	6	17:15 – 17:21
Dr. Farnaz Yazeer	Correlation of Histopathological Risk Factors and the Role of Adjuvant Therapy in Secondary Enucleation for Retinoblastoma	6	17:22 – 17:28
Dr. Fairouz P Manjandavida	Primary Orbital (Extra-Ocular) Retinoblastoma - Outcome of Intensive Multimodal Treatment Protocol	6	17:29 – 17:35
Dr. Annette Moll	Follow-Up of Cystic Pineal Glands in Retinoblastoma Patients does not Increase Detection of Pineal Trilateral Retinoblastoma (TRB)	6	17:36 – 17:42
Dr. Livia Lumbroso-Le Rouic	EURBG Survey on Mortality at Retinoblastoma Centres in Europe 2012-2022: Part 1 Metastatic Disease from Retinoblastoma	6	17:43 – 17:49
Dr. Sameer Farouk Sait	Late Metastatic Retinoblastoma: Truly Metastasis or a Poorly Characterized Second Malignancy?	6	17:50 – 17:56
Ms. Mieke Ouwendijk-Andrea	The RbNeuroQOL Study: The Effects of Oncological Treatment and Repeated Anesthesia on Neurocognitive Functioning in Retinoblastoma Survivors	6	17:57 – 18:03
Dr. Rachna Seth	Treatment Outcomes and Late Effects in Retinoblastoma Survivors: Importance of Survivor Clinics	6	18:04 – 18:20
<b>Expert Panel and Speakers</b>	<b>Panel Discussion</b>	<b>10</b>	<b>18:20 – 18:30</b>

**Thursday, December 5, 18:30 – 19:00, Hall: Assembleia**  
**Special Session 3. Travel Grant Awards**

Dr. Dan S Gombos, Dr. Jesse L Berry, Dr. Vicktoria Vishnevskia-Dai, Dr. Bhavna Chawla,  
 Dr. Santosh G Honavar, Dr. Fairouz P Manjandavida

**Thursday, December 5, 19:30 – 22:30,**  
**Sunset Lawns, Taj Cidade De Goa Heritage**  
**Seaside Splendor – Gala Dinner (Ticketed Event)**



 Seaside Splendor  
**Gala Dinner** 

Enjoy the flavorful journey that tantalizes your taste buds and leaves you longing for another bite. Join us for a dinner party filled with delicious delights and unforgettable moments!

**From 19:30 - 22:30**

**On Thursday, December 5, 2024**

**Location: Sunset Lawns, Cidade De Goa Heritage**

**\*Ticketed Event\***

**Thursday, December 5, 08:00 – 09:30, Hall: West**  
**Cases 3. Retinoblastoma**

<b>Chair: Dr. Carol L Shields</b>			
<b>Moderator: Dr. Ido Didi Fabian</b>			
<b>Expert Panelists: Dr. Denis Malaise, Dr. Savari Desai, Dr. Sima Das</b>			
<b>Name</b>	<b>Topic</b>	<b>Min</b>	<b>Time Slot</b>
Dr. Miriam-Benigna Chika Amobi	Retinoblastoma or Something Else in a 6-Year-Old Child?	4	08:01 - 08:05
Dr. Abhishek Das	RB or no RB?	4	08:06 - 08:10
Dr. Purnima Rajkarnikar Sthapit	Is Enucleation Justifiable for Diagnostic Purpose in Suspected Case of Retinoblastoma?	4	08:11 - 08:15
Dr. Swathi Kaliki	Smoke Without Fire?	4	08:16 - 08:20
Dr. Vijitha S Vempuluru	Familial Bilateral Retinocytoma: Two-Year Follow-Up of a Child with No Intervention	4	08:21 - 08:25
Dr. Deepsekhar Das	Retinoblastoma in Dandy-Walker Syndrome - A Rare Combination	4	08:26 - 08:30
Dr. Helen Dimaras	Who Gets to Decide? Clinical Judgment Vs. Gatekeeping in Retinoblastoma Research	4	08:31 - 08:35
Ms. Crystal Law	Intraocular Pressure Changes Following Intravitreal 90mcg Topotecan for the Treatment of Retinoblastoma	4	08:36 - 08:40
Dr. Ayushi Agarwal	High-Dose Intravitreal Topotecan as Salvage Treatment for Retinoblastoma	4	08:41 - 08:45
Dr. Shahar Frenkel	The First-Ever Proton Beam Radiotherapy for Retinoblastoma in Israel	4	08:46 - 08:50
Dr. Usha Singh	Late Onset Vitreous Haemorrhage in a Retinoblastoma Eye Treated with Primary Intra-Arterial Chemotherapy	4	08:51 - 08:55
Dr. Reza Mirshahi	Unveiling the Hidden Threat: Late-Onset Retinoblastoma Mimicking Pars Planitis	4	08:56 - 09:00
Dr. Shirali Gokharu	Rare But Not to Be Missed: Adult-Onset Retinoblastoma	4	09:01 - 09:05
Dr. Alua Aubakirova	The Effect of Viral Infections on the Progression of Retinoblastoma	4	09:06 - 09:10
Dr. Duangnate Rojanaporn	Go to the Sea and See Goat in the Zoo	4	09:11 - 09:15
Dr. Pranati Ahuja	Atypical Molecular and Histopathologic Features may Increase the Risk of Recurrent Retinoblastoma.	4	09:16 - 09:20
<b>Expert Panel and Speakers</b>	<b>Panel Discussion</b>	<b>10</b>	<b>09:20 - 09:30</b>

**Thursday, December 5, 08:00 – 09:30, Hall: South**  
**Cases 4. Retinoblastoma and Other Intraocular Tumors**

<b>Chair: Dr. Annette Moll</b>			
<b>Moderator: Dr. Sumeet Lahane</b>			
<b>Expert Panelists: Dr. Petra Ketteler, Dr. Rachna Meel, Dr. Yacoub Yousef</b>			
<b>Name</b>	<b>Topic</b>	<b>Min</b>	<b>Time Slot</b>
Dr. Tero Kivelä	A Migrating Intraocular Tumor in a Young Woman	4	08:01 - 08:05
Dr. Chhavi Gupta	Lessons Learned the Hard Way	4	08:06 - 08:10
Dr. Rolika Bansal	Veiled in Cloudy Skies: The Tree-Like Surprise	4	08:11 - 08:15
Dr. Matthew W Wilson	Biallelic Inactivation of Dicer1 in a Pigmented Tumor of the Ciliary Body and Iris	4	08:16 - 08:20
Dr. Almila Sarigul Sezenoz	Uncommon Findings in a 35-Year-Old African American Woman: from Trauma to a Rare Tumor	4	08:21 - 08:25
Dr. Shigenobu Suzuki	A Case of Adult Onset Bilateral Ciliary Body Malignant Medulloepithelioma	4	08:26 - 08:30
Dr. Ihab Saad Othman	Anterior Chamber Seeds and Unilateral Recurrent Hyphema in a Neonate: Could This Be Truly an Anterior Segment Retinoblastoma?	4	08:31 - 08:35
Dr. Basil K Williams	Pigmented Tumor of the Optic Nerve with Vitreous Seeding	4	08:36 - 08:40
Dr. Abitha Balachandran	Amelanotic Optic Disc Mass in an Elderly Male	4	08:41 - 08:45
Dr. Vandana Akshay Iyer	Chronic Myeloid Leukemia Masquerading as Vitreous Hemorrhage in the Eye	4	08:46 - 08:50
Dr. Yerkezhan Nurlybekova	The Case of Secondary Anterior Diffuse Infiltrative Retinoblastoma	4	08:51 - 08:55
Dr. Quah Boon Long	Systemic Metastasis in Retinoblastoma Associated with Anterior Chamber Seeding and Iris Infiltration	4	08:56 - 09:00
Dr. Drishti Pandya	The Use of Aqueous Humor CFDNA as a Clinical Test to Identify Tumor Recurrence in Retinoblastoma	4	09:01 - 09:05
Dr. Yu-bai Chou	New Approach to Recurrent Retinoblastoma	4	09:06 - 09:10
Dr. Manoj Parulekar	Delayed Recurrence Patterns Following Treatment of Eyes with Advanced Retinoblastoma	4	09:11 - 09:15
Dr. Surendra Kumar Saini	Radiation Therapy for Salvage of Solitary Late Retinoblastoma Metastases	4	09:16 - 09:20
<b>Expert Panel and Speakers</b>	<b>Panel Discussion</b>	<b>10</b>	<b>09:20 - 09:30</b>

**Thursday, December 5, 08:00 – 09:30, Hall: Theater**

**Videos 3. Eyelid Tumors, Ocular Surface Tumors, Retinoblastoma and Others**

Name	Topic	Min	Time Slot
Dr. Maria Manquez Hatta	Early Detection of Retinoblastoma Campaign with a Leukocoria Detector App in a Public Health Facility Supported by the Government of Chile	8	08:00 – 08:08
Dr. Komal Bakal	Bicameral Chemotherapy Injection for Anterior Chamber Seeds in Retinoblastoma	8	08:08 – 08:16
Dr. Ashwitha Alva	Safety Enhanced Intravitreal Topotecan	8	08:16 – 08:24
Dr. Ashwitha Alva	Focussed Flow: Intraarterial Chemotherapy in Retinoblastoma	8	08:24 – 08:32
Dr. Payal Naresh Shah	Managing Treatment Related Complications in Ocular Oncology	8	08:32 – 08:40
Dr. Mittika Sen	Journey to the Centre of the Tumour	8	08:40 – 08:48
Dr. Rolika Bansal	The Art of Decoding the Deceptive Spectrum of Eyelid Lesions - To Worry or not to Worry	8	08:48 – 08:56
Dr. Ruju Unadkat	The Mystical Vanish: Radiofrequency Vaporization of Kissing Nevus of the Eyelid	8	08:56 – 09:04
Dr. Carolina Alarcon	Eyelid Malignant Melanoma Arising from a Nevus	8	09:04 – 09:12

**Thursday, December 5, 09:30 – 11:00, Hall: Theater**

**Videos 4. Eyelid Tumors, Ocular Surface Tumors, Retinoblastoma and Others**

Name	Topic	Min	Time Slot
Dr. Akruiti Sunil Desai	Shedding Light on Sliding Tarsconjunctival Flap with Skin Graft for Eyelid Reconstruction	8	09:30 – 09:38
Dr. Shaifali Chahar	The Reverse Stroke: Hughes Tarsconjunctival Flap for Upper Eye Lid Reconstruction	8	09:38 – 09:46
Dr. Anasua Kapoor	OSSN - The Art of Recognizing Masquerades	8	09:46 – 09:54
Dr. Shalini Kumari	When In Doubt, Treat it as a Malignant Lesion Unless Proved Otherwise Histopathologically	8	09:54 – 10:02
Dr. Fairouz P Manjandavida	Ocular Surface Squamous Neoplasia - Treat it Right	8	10:02 – 10:10
Dr. Shaifali Chahar	Surgical Excision of Ocular Surface Squamous Neoplasia: Get It Right	8	10:10 – 10:18
Dr. Shalini Kumari	No-touch Technique for the Excision of Ocular Surface Squamous Neoplasia	8	10:18 – 10:26
Dr. Shirali Gokharu	Managing Diffuse OSSN: The Synergistic Role of Surgical Excision and SLET when Topical Therapy is not Suitable or it Fails	8	10:26 – 10:34
Dr. Ihab Saad Othman	Severe Ocular Surface Tumors: Is there a Way to Conserve	8	10:34 – 10:42



**Thursday, December 5, 11:00 – 12:30, Hall: Theater**

**eCases with Pre-recorded Narration**

**eCases 2. Uveal Melanoma, Retinoblastoma and Other Intraocular Tumors**

Name	Topic	Min	Time Slot
Dr. Yu-bai Chou	Progressive Course of Circumscribed Choroidal Hemangioma Following Stability	4	11:00 – 11:04
Dr. Andrey Yarovoy	Gamma Knife Radiosurgery of Diffuse Choroidal Hemangioma in Sturge-Weber Syndrome	4	11:04 – 11:08
Dr. Hung-da Chou	Retinal Vascular Proliferation with Fibrotic Regression in Von Hippel-Lindau Disease	4	11:08 – 11:12
Dr. Michael Goldbaum	When All Else Fails: Silicone Tamponade for Persistent Exudative Retinal Detachment from Diffuse Hemangioma in Sturge Weber Syndrome	4	11:12 – 11:16
Dr. Abhishek Das	Concurrent Optic Disc Hemangioma and Rathke's Cleft Cyst: A Multimodal Imaging Approach	4	11:16 – 11:20
Dr. Hidayet Sener	Coats Disease with Subfoveal Gliotic Nodule	4	11:20 – 11:24
Dr. Anasua Kapoor	Multimodal Imaging of Macular Nodule in Coats Disease: An Entity Mimicking Retinoblastoma	4	11:24 – 11:28
Dr. Banka Megha Ajay	Management of Vasoproliferative Retinal Tumor with Plaque Brachytherapy	4	11:28 – 11:32
Dr. Purna Nangia	The Osteoma Odyssey: Evolution and Progression of a de novo Pediatric Choroidal Osteoma	4	11:32 – 11:36
Dr. Adrian Fung	Intravascular Large B-Cell Lymphoma of the Eye: Case Report, Literature Review and New Findings	4	11:36 – 11:40
Dr. Carl Mulholland	Unusual Ultrasound Findings in Primary Intraocular Lymphoma: A Case Series	4	11:40 – 11:44
Dr. Manoj Parulekar	Ocular Involvement in Acute Leukaemia - The Role of Biopsy	4	11:44 – 11:48
Dr. Jyotirmay Biswas	Ocular Relapse of Acute Lymphoblastic Leukemia - A Cytopathological Correlation	4	11:48 – 11:52
Dr. Priscilla Luppi Ballalai	Amelanotic Tumor Misdiagnosed as a Choroidal Melanoma	4	11:52 – 11:56
Dr. Puneet Jain	Eyelid Eccrine Spiradenoma: An Unusual Presentation of a Rare Tumor	4	11:56 – 12:00
Dr. Ruju Unadkat	Scalpel and Canvas: The Artistic Touch of a Surgeon	4	12:00 – 12:04
Dr. Aniruddh Heroor	Recurrent Sebaceous Hyperplasia in a Child	4	12:04 – 12:08
Dr. Subhav Pershad	Caro-Stoma: Complex Choristoma of Caruncle	4	12:08 – 12:12
Dr. Miriam-Benigna Chika Amobi	A Rare Encounter: Caruncular Oncocytoma in a 50-Year-Old Woman	4	12:12 – 12:16
Dr. Ayushi Agarwal	Ocular Surface Squamous Neoplasia Masquerading as Scleritis	4	12:16 – 12:20

**Thursday, December 5, 14:00 – 15:30, Hall: Theater**  
**ePosters with Pre-recorded Narration**  
**ePosters 4. Retinoblastoma I**

Name	Topic	Min	Time Slot
Dr. Arun D Singh	Evolving Criteria for Group E Retinoblastoma	4	14:00 - 14:04
Dr. Ashwin Mallipatna	AJCC Staging of Retinoblastoma: Review of Literature and Proposal of Changes to Staging of Retinoblastoma	4	14:04 - 14:08
Dr. David H Abramson	Machine Learning for Accurate Retinoblastoma Diagnosis Using RetCam Imaging	4	14:08 - 14:12
Dr. Joseph Abbott	Optical Coherence Tomography in Retinoblastoma Management	4	14:12 - 14:16
Dr. Aparna Ramasubramanian	Color Doppler Ultrasound in Retinoblastoma and Demonstration of Twinkling Artifact	4	14:16 - 14:20
Dr. Stephen R Chen	High Field Strength MRI for the Visualization of Vitreous Seeds, Choroidal Invasion and Optic Nerve Invasion in a Retinoblastoma Animal Model	4	14:20 - 14:24
Dr. Maya Eiger-Moscovich	Brain MRI Screening for Bilateral Retinoblastoma Patients	4	14:24 - 14:28
Dr. Ruju Unadkat	Pathological-Radiological Correlation of Optic Nerve Involvement in Retinoblastoma	4	14:28 - 14:32
Dr. Tatiana Ushakova	Features of Trilateral Retinoblastoma	4	14:32 - 14:36
Dr. Kushal Agrawal	Clinical Profile and Outcomes of Retinoblastoma in Preterm Babies	4	14:36 - 14:40
Ms. Susan Ybarra	An Innovative Technique that Drives Implementation of Effective Solutions to Retinoblastoma Care	4	14:40 - 14:44
Dr. Andrey Yarovoy	Brachytherapy for Retinoblastoma with Ru-106 and Sr-90 Plaques: A 16-Year Experience	4	14:44 - 14:48
Dr. Shahar Frenkel	Ru-106 Plaque Brachytherapy for Retinoblastoma at Hadassah - 28 Years of Experience	4	14:48 - 14:52
Dr. Wajiha Jurdi Kheir	The Effect of Tumor Location on Treatment Outcomes in Retinoblastoma Patients	4	14:52 - 14:56
Dr. Scott Oliver	Visual Outcomes by Child and by Eye in Retinoblastoma Treated at a Tertiary Care Center	4	14:56 - 15:00
Dr. Devjyoti Tripathy	Intravitreal Chemotherapy for Vitreous Seeding in Retinoblastoma - An Experience from Eastern India	4	15:00 - 15:04
Dr. Tatiana Ushakova	Organ-Preserving Treatment Free from Radiation Therapy for Children with Retinoblastoma of Group C and D	4	15:04 - 15:08
Dr. Najah Alshahrani	Tylectomy in Retinoblastoma: The Canadian Experience	4	15:08 - 15:12

**Thursday, December 5, 15:30 – 17:00, Hall: Theater**  
**ePosters with Pre-recorded Narration**  
**ePosters 5. Retinoblastoma 2**

Name	Topic	Min	Time Slot
Dr. Vishal Raval	Electroretinographic Changes in the Inner and Outer Retinal Layers Before and After Intravenous Chemotherapy for Retinoblastoma	4	15:30 – 15:34
Dr. Tatiana Ushakova	Anatomic Options of Vessels and Hemodynamic Redistribution of the Blood Flow During Ophthalmic Arterial Infusion in Children with Retinoblastoma	4	15:34 – 15:38
Dr. George Thomas	Intraarterial Chemotherapy in Children with Retinoblastoma: Initial Experience in a Single Institution	4	15:38 – 15:42
Dr. Dupe Ademola-Popoola	Intra-Arterial Chemotherapy for Retinoblastoma in Nigeria -Example of a Successful Collaboration	4	15:42 – 15:46
Dr. Alua Aubakirova	Results of the Intra-Arterial Chemotherapy in Kazakhstan	4	15:46 – 15:50
Dr. Sonal P Yadav	Local and Systemic Outcomes in Retinoblastoma Eyes Receiving Pre-Enucleation Chemotherapy	4	15:50 – 15:54
Dr. Aparna Ramasubramanian	Hearing Loss in Retinoblastoma Patients Treated with Carboplatin Based Chemotherapy and Role of Sodium Thiosulfate	4	15:54 – 15:58
Dr. Sonal P Yadav	Clinical Profile and Outcomes of Retinoblastoma Eyes Presenting with Orbital Pseudocellulitis	4	15:58 – 16:02
Dr. Chhavi Gupta	Can Orbital Retinoblastoma Present without Proptosis?	4	16:02 – 16:06
Dr. Bhavna Chawla	Treatment Outcomes of Extra-Ocular Retinoblastoma Following Multi-Modal Therapy: A Prospective Study from a Tertiary Care Institute in India	4	16:06 – 16:10
Dr. Usha Singh	Sequelae and Management of Radiation Induced Complications in Retinoblastoma	4	16:10 – 16:14
Dr. Matthew W Wilson	Longitudinal Comparison of Orbital Volumes from Enucleated Eyes with Hydroxyapatite Orbital Implant in Unilateral Retinoblastoma Patients	4	16:14 – 16:18
Dr. Hridya H	Bilateral Retinoblastoma in a Child with Simpson Golabi Behmel Syndrome Phenotype - A Possible Non-Fortuitous Association	4	16:18 – 16:22
Dr. Usha R Kim	Genetic Testing: A Leap Forward in Retinoblastoma Management	4	16:22 – 16:26
Dr. Pernille Axel Gregersen	Retinoblastoma Caused by an Rb1 Variant with Unusually Low Penetrance in a Danish Family	4	16:26 – 16:30
Dr. Ido Didi Fabian	Re-Visiting Low Penetrance Rb1 Gene Sequence Variants	4	16:30 – 16:34
Ms. Ria Ratna	Targeted Whole Exome Sequencing Reveals Mutation Clustering for Pathogenic Genetic Variations in Rb1 Gene in Retinoblastoma	4	16:34 – 16:38
Dr. Masood Naseripour	Is there any Association Between Histopathological Features and High-Risk Characteristics in Retinoblastoma?	4	16:38 – 16:42

**Thursday, December 5, 17:00 – 18:30, Hall: Theater**  
**ePosters with Pre-recorded Narration**  
**ePosters 6. Retinoblastoma 3**

Name	Topic	Min	Time Slot
Dr. Dipankar Das	Dimensions of Different Rosettes in Retinoblastoma	4	17:00 – 17:04
Ms. Brianne Brown	International RB Liquid Biopsy Consortium (IRB-LBC): A Multi-Center Multi-National Collaborative Study on Aqueous Humor as a Liquid Biopsy Tool for Rb	4	17:04 – 17:08
Dr. Deepthi Elizabeth Kurian	High-Risk Retinoblastoma Based on International Classification Systems: Analysis of 1420 Eyes	4	17:08 – 17:12
Dr. Evelina Kodrat	Pathological Risk Factors as a Valuable Prediction in Preventing Tumor Recurrences and Metastases following Enucleation in Retinoblastoma: Cipto Mangunkusumo Hospital Experience	4	17:12 – 17:16
Mr. Aman Verma	Immunohistochemical Expression of TFF1 in Treatment-Naïve Retinoblastoma Patients Post-Enucleation	4	17:16 – 17:20
Dr. Alexandre Matet	Clinical Utility of Aqueous Humor CFDNA Exploration in Retinoblastoma: A Case Series	4	17:20 – 17:24
Dr. Charles Eberhart	BCOR Loss Promotes Retinoblastoma Growth by Induction of IGF1 Expression and Activation of IGF1 Receptor Signaling	4	17:24 – 17:28
Dr. Aparna Ramasubramanian	Radiomics to Predict High Risk Features in Intraocular Retinoblastoma	4	17:28 – 17:32
Dr. Charles Eberhart	Targeting Extracellular DNA Inhibits Retinoblastoma Invasion	4	17:32 – 17:36
Dr. Guy Negretti	Neovascular Glaucoma as a Predictor of Retinoblastoma High-Risk Histopathology in an International Multicentre Study	4	17:36 – 17:40
Dr. Sumit Grover	Awareness and Knowledge of Retinoblastoma among Nurses and other Allied Health Care Workforce at a Tertiary Care Cancer Hospital	4	17:40 – 17:44
Dr. Delfitri Lutfi	Age-Based Clinical Characteristics of Retinoblastoma in a Tertiary Hospital in Indonesia	4	17:44 – 17:48
Dr. M Ashwin Reddy	EURBG (European Retinoblastoma Group) Survey on Mortality at Retinoblastoma Centres in Europe 2012-2022: Part 2, Non-Metastatic Causes	4	17:48 – 17:52
Ms. Susan Ybarra	Increasing Opportunities for Multi-Disciplinary Team (MDT) Education and Collaboration Through the Global Retinoblastoma Academy	4	17:52 – 17:56
Dr. Swathi Kaliki	Global Study on Retinoblastoma with Extraocular Extension and Comparison with Intraocular Retinoblastoma: A Study of 3435 Patients	4	17:56 – 18:00
Dr. Rishi Rahul Bhagchandani	Retinoblastoma: A Disease with No Social Boundaries	4	18:00 – 18:04
Dr. Shirali Gokharu	Treatment Compliance in Retinoblastoma Management: An Approach to Identifying Barriers, Intervening, and Assessing Compliance Rate	4	18:04 – 18:08
Dr. Denis Malaise	Psychological Distress and MRI Surveillance Adherence in Hereditary Retinoblastoma Survivors Aged 15 and Over: Two-Year Follow-Up (DEPISCARRH Study)	4	18:08 – 18:12

**Friday, December 6**

Other Intraocular Tumors

Ocular Surface Tumors

Ocular Oncology Quiz

ISOO Business Meeting

## OTHER INTRAOCULAR TUMORS, OCULAR SURFACE TUMORS

Friday, December 6, 08:00 – 09:30, Hall: Assembleia

### Posters 3. Ocular Surface Tumors, Eyelid Tumors, Orbital Tumors and Others

Chair: Dr. Jacob Pe'er			
Moderator: Dr. Vishal Raval			
Expert Panelists: Dr. Adrian Fung, Dr. Elaine Binkley, Dr. Maya Eiger-Moscovich			
Name	Topic	Min	Time Slot
Dr. Caoimhe Henry	A Survey of Patient Satisfaction with Virtual Oncology Clinics	4	08:01 - 08:05
Dr. Akruiti Sunil Desai	Challenges in Establishing an Ocular Oncology Practice in India	4	08:06 - 08:10
Dr. Shalini Kumari	Benign Eyelid Lesions and their Histopathological Picture: A Case- Series	4	08:11 - 08:15
Dr. Tatsuya Yunoki	Clinicopathologic Features of Eyelid Sebaceous Gland Carcinoma Requiring Immunohistochemical Diagnosis	4	08:16 - 08:20
Dr. Ashwitha Alva	Is Conjunctival Map Biopsy Necessary in Sebaceous Gland Carcinoma?	4	08:21 - 08:25
Dr. Komal Bakal	Neoadjuvant Chemotherapy for Periocular Sebaceous Gland Carcinoma: Ten-Year Outcomes	4	08:26 - 08:30
Dr. Shruthi M K	Pterygium and OSSN: Just Masquerades or More?	4	08:31 - 08:35
Dr. Massimiliano Borselli	Ocular Surface Tumors with Predominant Corneal Involvement: A Case Series	4	08:36 - 08:40
Dr. Shirali Gokharu	Unveiling Molecular Markers for OSSN: Transcriptomic Insights and Clinical Implications	4	08:41 - 08:45
Dr. Abhijit Rasal	Efficacy of Topical and Perilesional Interferon Alpha 2b as Primary Treatment for Ocular Surface Squamous Neoplasia (OSSN) in African Population.	4	08:46 - 08:50
Dr. Sharmistha Behera	Comprehensive Management and Outcomes of Ocular Surface Squamous Neoplasia at a Tertiary Care Centre Southern Odisha, India	4	08:51 - 08:55
Dr. Guy Missotten	Conjunctival Melanoma in Flanders, Belgium	4	08:56 - 09:00
Dr. Ruju Unadkat	Orbital Tumors in Children - Clinical Spectrum and Outcome	4	09:01 - 09:05
Dr. Shaifali Chahar	Survey of Orbital Tumors in Elderly Population: A Large Case Series	4	09:06 - 09:10
<b>Expert Panel and Speakers</b>	<b>Panel Discussion</b>	<b>15</b>	<b>09:10 - 09:25</b>

**Friday, December 6, 09:30 – 11:00, Hall: Assembleia**  
**Papers 11. Ocular Surface Tumors 1**

<b>Chair: Dr. Bitá Esmali</b>			
<b>Moderator: Dr. Swathi Kaliki</b>			
<b>Expert Panelists: Dr. Alexandre Moulin, Dr. Anirban Bhaduri, Dr. Jessica Sergenti</b>			
<b>Name</b>	<b>Topic</b>	<b>Min</b>	<b>Time Slot</b>
Dr. Rubens Belfort Neto	Oncophone: Enhancing Early Diagnosis and Management of Ocular Cancer Through Telemedicine – First 4 Years	6	09:31 – 09:37
Dr. Chhavi Gupta	Deep-Learning Based Identification of Ocular Surface Squamous Neoplasia from Ocular Surface Images	6	09:38 – 09:44
Dr. Carol Karp	Detection of Ocular Surface Squamous Neoplasia Using Deep Learning and Anterior-Segment OCT	6	09:45 – 09:51
Dr. Kubra Serbest Ceylanoglu	Diagnosis of Conjunctival Tumors Using Artificial Intelligence with Ultrasound Biomicroscopy Images	6	09:52 – 09:58
Dr. Nahon-Esteve Sacha	Impact of Anterior Segment Swept-Source Optical Coherence Tomography for the Diagnosis of Conjunctival Tumors	6	09:59 – 10:05
Dr. Roshmi Gupta	Reverse Impression Cytology in Diagnosis of Ocular Surface Tumors	6	10:06 – 10:12
Dr. Yamini Krishna	Multicentre Study Validates WHO 2022 Classification for Conjunctival Melanocytic Intraepithelial Lesions with Improved Clinical and Prognostic Outcomes	6	10:13 – 10:19
Dr. Sander Dubovy	Atypical Fibroxanthoma of the Ocular Surface: A Clinicopathologic Case Series	6	10:20 – 10:26
Dr. Hardeep Singh Mudhar	Ocular Surface Fibroma (OSF)-Clinical, Histological and Molecular Characterisation of a Benign Soft Tissue Neoplasm	6	10:27 – 10:33
Dr. Carol Karp	<b>Keynote Lecture:</b> High Resolution OCT for the Imaging of Ocular Surface Tumors	10	10:35 – 10:45
<b>Expert Panel and Speakers</b>	<b>Panel Discussion</b>	<b>15</b>	<b>10:45 – 11:00</b>

**Friday, December 6, 11:00 – 12:15, Hall: Assembleia**  
**Papers 12. Ocular Surface Tumors 2**

<b>Chair: Dr. Carol Karp</b>			
<b>Moderator: Dr. Rubens Belfort Neto</b>			
<b>Expert Panelists: Dr. Hardeep Singh Mudhar, Dr. Kubra Serbest Ceylanoglu, Dr. Nahon-Esteve Sacha</b>			
Name	Topic	Min	Time Slot
Dr. Anasua Kapoor	Yellow Laser Photocoagulation of Superficial and Deep Conjunctival Nevus: A Minimally Invasive Alternative to Surgical Excision	6	11:01- 11:07
Dr. Sara E Lally	Ultraviolet Signature Mutations and Clinical Features Based on Location of Conjunctival Melanoma in 146 Tumors	6	11:08 - 11:14
Dr. Alexandre Moulin	P16 and P27 Loss in Conjunctival Melanoma	6	11:15 - 11:21
Dr. Deepthi Elizabeth Kurian	Conjunctival Melanoma: Features and Outcomes Based on Iris Color in 700 Consecutive Patients	6	11:22 - 11:28
Dr. Neiwete Lomi	Perilesional Injections Versus Topical Interferon Alpha-2b in Ocular Surface Squamous Neoplasia	6	11:29 - 11:35
Dr. Purnima Rajkarnikar Sthapit	Pediatric Ocular Surface Squamous Neoplasia in the Absence of Risk Factors: A Study of 16 Patients	6	11:36 - 11:42
Dr. Swathi Kaliki	Clinico-Tomographic-Pathological Correlation in Nodulo-Ulcerative Ocular Surface Squamous Neoplasia	6	11:43 - 11:49
Dr. Jessica Sergenti	Anterior Segment Brachytherapy as Adjuvant Treatment for Invasive Conjunctival Tumors	6	11:50 - 11:56
<b>Expert Panel and Speakers</b>	<b>Panel Discussion</b>	<b>15</b>	<b>11:57 - 12:12</b>



**Friday, December 6, 12:15 – 13:00, Hall: Assembleia  
Orations 3, Keynote Lecture and ISOO 2024 Orations**

<b>Chair: Dr. Dan S Gombos</b>			
<b>Co-chair: Dr. Jesse L Berry</b>			
<b>Moderator: Dr. Vicktoria Vishnevskia-Dai</b>			
<b>Expert Panelists: Dr. Bhavna Chawla, Dr. Fairooz P Manjandavida, Dr. Santosh G Honavar</b>			
<b>Name</b>	<b>Topic</b>	<b>Min</b>	<b>Time Slot</b>
Dr. Tero Kivelä	<b>Keynote Lecture:</b> Rare Encounters in Pediatric Oncology	10	12:17 – 12:27
Dr. Jacob Pe'er	Introduction to Dr. Geeta K Vemuganti	2	12:28 – 12:30
Dr. Geeta K Vemuganti	<b>Oration:</b> Role of Extracellular Vesicles in Retinoblastoma Progression	12	12:31 – 12:41
Dr. Santosh G Honavar	Introduction to Dr. Vijay Anand P Reddy	2	12:42 – 12:44
Dr. Vijay Anand P. Reddy	<b>Oration:</b> Paradigm Shift in the Management of Lacrimal Gland Carcinomas	12	12:45 – 12:55
Dr. Dan S Gombos	Presentation of Medals to Dr. Geeta K Vemuganti and Dr. Vijay Anand P Reddy	2	12:56 – 12:58

**Special Session 4. Lunch Session by Young Ocular Oncologists (YOO Invitees),  
13:10 – 13:50, Hall: All Day All Night  
Lunch (Open to all), 13:00 – 14:00, Pre-function Area**

**Special Session 5. ENTOD Ocular Oncology Quiz (Open to all), Hall: Assembleia**

Dr. Santosh G Honavar	ENTOD Ocular Oncology Grand Quiz	90	14:00 – 15:30
-----------------------	----------------------------------	----	---------------



# QUIZ

## ENTOD OCULAR ONCOLOGY GRAND QUIZ


### Grand Prizes

First Prize: Apple iPad Air | Second & Third Prize: Apple iPad

DECEMBER 6, 2024 | 14:00 - 15:30

# HALL - ASSEMBLEIA

QUIZ MASTERS: DR. SANTOSH G HONAVAR, DR. AKSHAY GOPINATHAN NAIR



**Friday, December 6, 15:30 – 17:30, Hall: Assembleia**  
**Papers 13. Intraocular Tumors and Others**

<b>Chair: Dr. Tero Kivelä</b>			
<b>Moderator: Dr. Vicktoria Vishnevskia-Dai</b>			
<b>Expert Panelists: Dr. Dan S Gombos, Dr. Mandeep Sagoo, Dr. Prithvi Mruthyunjaya</b>			
Name	Topic	Min	Time Slot
Dr. Ihab Saad Othman	Iridociliary Masses in Pediatric Age Group: A Diagnostic Dilemma	6	15:31 – 15:37
Dr. Ashwitha Alva	Comparative Analysis of Tumor Control by Indigenous Vs Imported Ruthenium-106 Plaque Brachytherapy	6	15:38 – 15:44
Dr. Almila Sarigul Sezenoz	Multimodal Imaging in Bilateral Diffuse Uveal Melanocytic Proliferation and Change in the Findings During the Follow-Up	6	15:45 – 15:51
Dr. Elaine Binkley	Belzutifan in Individuals with Von Hippel-Lindau Retinal Hemangioblastomas: Institutional Experience and Review of Literature	6	15:52 – 15:58
Dr. Aslan Aykut	Intravitreal Sirolimus as a Potential Treatment for Juxtapapillary Retinal Capillary Hemangioblastoma: Case Series	6	15:59 – 16:05
Dr. Hung-da Chou	Sandwich Therapy with Photodynamic Therapy and Prophylactic Anti-VEGF Injections for Juxtapapillary Retinal Capillary Hemangioblastoma	6	16:06 – 16:12
Dr. Javier Elizalde	Photodynamic Therapy for the Management of Extrafoveal Choroidal Osteoma	6	16:13 – 16:19
Dr. Adrian Fung	Retinal Pigment Epithelial Hamartomas in Familial Adenomatous Polyposis: Multimodal Imaging in 24 Eyes	6	16:20 – 16:26
Dr. Vinodh Kakkassery	To Meet Challenges in VRL - The Decode VRL Study Protocol	6	16:27 – 16:33
Dr. Maya Eiger-Moscovich	Seasonal Variation in Vitreoretinal Lymphoma Diagnosis	6	16:34 – 16:40
Dr. Vishal Raval	Optical Coherence Tomography Imaging Biomarkers Associated with Primary Vitreoretinal Lymphoma	6	16:41 – 16:47
Dr. Katherine Paton	Intraocular Metastasis: Improve the Journey to Best Treatment. Quality Improvement Project for Quality of Life and Vision 2024	6	16:48 – 16:54
<b>Expert Panel and Speakers</b>	<b>Panel Discussion</b>	<b>15</b>	<b>16:55 – 17:10</b>

**Friday, December 6, 17:30– 18:30, Hall: Assembleia  
ISOO Business Meeting (Open Only to ISOO Members)**

President: Dr. Dan S Gombos  
Vice President: Dr. Jesse L Berry  
Secretary: Dr. Vicktoria Vishnevskia-Dai  
Treasurer: Dr. Bhavna Chawla  
Program Secretary: Dr. Santosh G Honavar

**Friday, December 6, 19:30 – 22:30, Dinner Cruise  
Bus pick-up at 19:00  
Twilight Tides – Goa Dinner Cruise (Ticketed Event)**



# Cruise Dinner

TWILIGHT  
TIDES

Join us on cruise dinner to experience excitement like never before.

On Friday, December 6, 2024

Bus pickup at 19:00 Hrs - Taj Cidade De Goa Horizon Main Lobby

**Ticketed Event**

**Friday, December 6, 08:00 – 09:30, Hall: West**  
**Cases 5. Intraocular Tumors and Ocular Surface Tumors**

<b>Chair: Dr. Sander Dubovy</b>			
<b>Moderator: Dr. Roshmi Gupta</b>			
<b>Expert Panelists: Dr. Mandeep Sagoo, Dr. Neiwete Lomi, Dr. Vikas Menon</b>			
<b>Name</b>	<b>Topic</b>	<b>Min</b>	<b>Time Slot</b>
Dr. Rachna Meel	Anterior Segment Mass in a Young Patient - A Confusing Case Scenario	4	08:01 - 08:05
Dr. Eduardo Labbé	Iris Metastasis as a Presenting Feature of Uterine Cervix Cancer: Case Report	4	08:06 - 08:10
Dr. Scott Oliver	A KRITical Finding	4	08:11 - 08:15
Dr. Mittika Sen	A Typical Atypical Tumour: Old Wine in a New Bottle?	4	08:16 - 08:20
Dr. Shaifali Chahar	Her Eyes Had a Lot to Tell	4	08:21 - 08:25
Dr. Javier Elizalde	Resolution of a Previously Multitreated Retinal Hemangioblastoma	4	08:26 - 08:30
Dr. Aslan Aykut	Belzutifan as the First-Line Treatment for a Challenging Von Hippel-Lindau-Related Retinal Hemangioblastoma: Successful Treatment of a Case	4	08:31 - 08:35
Dr. Katherine Paton	OCT Captures Rapid Evolving MEK Inhibitor Binimetinib Effects	4	08:36 - 08:40
Dr. Shraddha Raj Shrivastava	Indocyanine Green-enhanced Transpupillary Thermotherapy for Growing Choroidal Osteoma	4	08:41 - 08:45
Dr. Prasenjit Chatterjee	A Case Report of Irreversible Bilateral Optic Neuropathy with the Use of Gemcitabine-Oxaliplatin Combination Chemotherapy	4	08:46 - 08:50
Dr. Boro Amadou	Conjunctival Squamous Cell Carcinoma	4	08:51 - 08:55
Dr. Anirban Bhaduri	Novel Multimodal Therapy for a Giant OSSN	4	08:56 - 09:00
Dr. Farnaz Yazeer	Refractory Ocular Surface Squamous Neoplasia - Against All Odds	4	09:01 - 09:05
Dr. Hakan Demirci	Use of Cemiplimab, an Immune Checkpoint Inhibitor for Conjunctival Intraepithelial Neoplasia	4	09:06 - 09:10
Dr. Devjyoti Tripathy	Primary Sebaceous Carcinoma of the Bulbar Conjunctiva – A Rare Masquerade of Ocular Surface Squamous Neoplasia	4	09:11 - 09:15
<b>Expert Panel and Speakers</b>	<b>Panel Discussion</b>	<b>15</b>	<b>09:15 - 09:30</b>

**Friday, December 6, 08:00 – 09:30, Hall: South**  
**Cases 6. Ocular Surface Tumors**

<b>Chair: Dr. Carol Karp</b>			
<b>Moderator: Dr. Anasua Kapoor</b>			
<b>Expert Panelists: Dr. Ihab Saad Othman, Dr. Saumya Jakati, Dr. Vijay Anand P Reddy</b>			
<b>Name</b>	<b>Topic</b>	<b>Min</b>	<b>Time Slot</b>
Dr. Maria Laura De Nicola Gianninoto	Conjunctival Rhinosporidiosis in a Paraguayan Child: A Case Report	4	08:01 - 08:05
Dr. Rubens Belfort Neto	A New Technique for Managing Recurrent Primary Acquired Melanosis with Atypia Using Pattern Scanning Photocoagulation: A Case Report	4	08:06 - 08:10
Dr. Purna Nangia	Capturing Color: A Case Study of Conjunctival Blue Nevus and its Unique Imaging	4	08:11 - 08:15
Dr. Shalini Kumari	Nevus - Benign Or Malignant Transformation: What I Missed?	4	08:16 - 08:20
Dr. Vicktoria Vishnevskia-Dai	Amelanotic Conjunctival Melanoma in a Child	4	08:21 - 08:25
Dr. Hansell Soto	Bilateral Conjunctival Melanoma in a Teenager	4	08:26 - 08:30
Dr. Satoru Kase	Giant Conjunctival Melanoma with Rich Vascularization Causing Relentless Bleeding	4	08:31 - 08:35
Dr. Colleen M Cebulla	Exceptional Response of Therapy-Resistant SF3B1 Mutant Conjunctival Melanoma to Nivolumab/LAG3 Inhibitor Relatlimab Combination Therapy	4	08:36 - 08:40
Dr. Zackery Oakey	Capillary Cavernous Hemangioma Masquerading as Malignant Melanoma	4	08:41 - 08:45
Dr. Ritesh Verma	Isolated Conjunctival Lymphangioma: A Challenging Diagnosis	4	08:46 - 08:50
Dr. Aparna Ramasubramanian	Pediatric Conjunctival Mucosa-Associated Lymphoid Tissue Lymphoma	4	08:51 - 08:55
Dr. Dan S Gombos	Primary Conjunctival Rhabdomyosarcoma in Two Pediatric Patients	4	08:56 - 09:00
Dr. Connor Zuraski	Epibulbar Proliferative Fasciitis with ALK Protein Expression: Clinicopathologic Distinction from Inflammatory Myofibroblastic Tumor Is Paramount	4	09:01 - 09:05
Dr. Subhav Pershad	Ocular Tumor with a German's Touch	4	09:06 - 09:10
Dr. Yamini Krishna	Isolated Conjunctival Erythematous Masses in a Healthy Female – Cause?	4	09:11 - 09:15
Dr. Priscilla Luppi Ballalai	Surgical Treatment of Conjunctival Kaposi Sarcoma	4	09:16 - 09:20
<b>Expert Panel and Speakers</b>	<b>Panel Discussion</b>	<b>10</b>	<b>09:20 - 09:30</b>

**Friday, December 6, 08:00 – 09:30, Hall: Theater**  
**Videos 5. Orbital Tumors 1**

Name	Topic	Min	Time Slot
Dr. Anannya Abhyankar Joshi	Clinico-radio-pathological Correlation of Orbital Tumors	8	08:00 – 08:08
Dr. Ihab Saad Othman	Two Heads and One Body	8	08:08 – 08:16
Dr. Rolika Bansal	Simple to Complex – Plethora of Surgical Techniques for Orbital Dermoids	8	08:16 – 08:24
Dr. Chhavi Gupta	Innovative Use of Glue and Blue!	8	08:24 – 08:32
Dr. Farnaz Yazeer	Bleomycin Brilliance in Veno-lymphatic Malformations	8	08:32 – 08:40
Dr. Carolina Alarcon	MDTB for Advanced Ocular Squamous Cell Carcinoma	8	08:40 – 08:48

**Friday, December 6, 09:30 – 11:00, Hall: Theater**  
**Videos 6. Orbital Tumors 2**

Name	Topic	Min	Time Slot
Dr. Subhav Pershad	A Pound of Flesh or Heart Itself? Art of Managing a Lacrimal Gland Mass	8	09:30 – 09:38
Dr. Manu Saini	Pleomorphic Adenoma of an Ectopic Lacrimal Gland	8	09:38 – 09:46
Dr. Vijitha S Vempuluru	Orbital Intraosseous Hemangioma: Clinical Features, Differential Diagnosis, Surgical Tips and Tricks	8	09:46 – 09:54
Dr. Arun D Singh	GLI-1 Amplified Spindle Cell Tumor of the Intraconal Orbit: Novel Surgical Management	8	09:54 – 10:02
Dr. Arun D Singh	En-bloc Optic Nerve Resection/Biopsy	8	10:02 – 10:10
Dr. Ankita Aishwarya Agrawal	Trans-caruncular Orbitotomy: A Visionary Approach for Medial Orbital Tumor Management	8	10:10 – 10:18
Dr. Sachin Salvi	Salvi's W Incision for Approaching Superior Orbital Lesions	8	10:18 – 10:26



**Friday, December 6, 11:00 – 12:30, Hall: Theater**  
**eCases with Pre-recorded Narration**  
**eCases 3. Ocular Surface Tumors and Orbital Tumors**

Name	Topic	Min	Time Slot
Dr. Hridya H	Combined Topical and Intralesional Interferon alpha-2b Therapy for Ocular Surface Squamous Neoplasia	4	11:00 - 11:04
Dr. Rubens Belfort Neto	Treatment with Subconjunctival Injections of 5-Fluorouracil in a Patient with Conjunctival Squamous Cell Carcinoma: Case Report	4	11:04 - 11:08
Dr. Sara E Lally	Pseudoprogression	4	11:08 - 11:12
Dr. Hakan Demirci	Challenging Diagnosis: A Case of Atypical Pigmented Conjunctival Lesion	4	11:12 - 11:16
Dr. Swathi Kaliki	IgG4-Related Orbital Disease Masked by Exuberant Conjunctival Pseudo-Epitheliomatous Hyperplasia	4	11:16 - 11:20
Dr. Almila Sarigul Sezenoz	Beyond the Ordinary: Management of the Challenges of a Rare Orbital Tumor in a Newborn	4	11:20 - 11:24
Dr. Vijitha S Vempuluru	Rare Cystic Orbital Tumor in an Infant	4	11:24 - 11:28
Dr. Bijnya Birajita Panda	An Unusual Presentation of Orbital Lymphoma in a Toddler	4	11:28 - 11:32
Dr. Devjyoti Tripathy	Diffuse Orbital Lipoblastomatosis - A Challenging Encounter	4	11:32 - 11:36
Dr. Pallavi Singh	Mesenchymal Chondrosarcoma of the Orbit in a Young Female	4	11:36 - 11:40
Dr. Purnima Rajkarnikar Sthapit	A Well-Managed Case of Rhabdomyosarcoma Can Save Life as well as Vision	4	11:40 - 11:44
Dr. Fairouz P Manjandavida	Intralesional Bleomycin for Orbit and Oculoadnexal Low-Flow Distensible Venous Malformation	4	11:44 - 11:48
Dr. Shaifali Chahar	The Pithos of Pandora - Plan, Be Prepared and Let Hope Prevail	4	11:48 - 11:52
Dr. Moupia Goswami	Surprise Surprise	4	11:52 - 11:56
Dr. Shruthi M K	Potpourri of Orbital and Ocular Metastasis as the Initial Presentation of Occult Primary Malignancies	4	11:56 - 12:00
Dr. Carolina Alarcon	Optic Nerve Tumor Beyond Neuroblastoma	4	12:00 - 12:04
Dr. Vandana Akshay Iyer	Pituitary Adenoma with Orbital Involvement: A Diagnostic and Therapeutic Challenge	4	12:04 - 12:08
Dr. Anirban Bhaduri	Neoadjuvant Chemotherapy in Lacrimal Sac Squamous Cell Carcinoma	4	12:08 - 12:12
Dr. Sameeksha Tadepalli	Lacrimal Sac Squamous Cell Carcinoma with Second Primary Lung Carcinoma	4	12:12 - 12:16

**Friday, December 6, 14:00 – 15:30, Hall: Theater**  
**ePosters with Pre-recorded Narration**  
**ePosters 7. Eyelid Tumors and Orbital Tumors**

Name	Topic	Min	Time Slot
Dr. Dipankar Das	Molecular Pathology Study on the Pattern of Ocular and Adnexal Tumors in a Tertiary Eye Care Center of Northeast India	4	14:00 - 14:04
Dr. Sharmistha Behera	Atypical Rhinosporidiosis - Endemic Ocular Tumor Mimic in Southern Odisha, India	4	14:04 - 14:08
Dr. Pragati Garg	Isolated Neurofibroma Masquerading as a Dermoid: A Diagnostic Challenge	4	14:08 - 14:12
Dr. Shaifali Chahar	Adult Orbital and Adnexal Xanthogranulomatous Disease: A Case Series	4	14:12 - 14:16
Dr. Moupia Goswami	Systemic T Cell Lymphoma Presenting as an Acute Non-Resolving Eyelid Mass	4	14:16 - 14:20
Dr. Kelsey Andrea Roelofs	Progression of Eyelid Lentigo Maligna to Melanoma: A SEER Database Study	4	14:20 - 14:24
Dr. Smitha Kuthyar Shambhu	Imiquimod in the Treatment of Periocular Basal Cell Carcinoma in a Patient with Oculocutaneous Albinism	4	14:24 - 14:28
Dr. Vandana Arora	Relationship Between Skin Colour and Percentage Prevalence of Basal Cell Carcinoma and Squamous Cell Carcinoma in Eyelid Cancer	4	14:28 - 14:32
Dr. Vijitha S Vempuluru	Eyelid and Periocular Sebaceous Gland Carcinoma in 500 Eyes: Analysis Based on the 8th Edition American Joint Cancer Committee Prognostic Stage Groups	4	14:32 - 14:36
Dr. Mikkel Straarup Thagaard	Eyelid Sebaceous Gland Carcinoma: Developing a Systematic Review Protocol and the Specific Challenges in Observational Clinicopathological Studies	4	14:36 - 14:40
Dr. Hideki Tsuji	Comparing Surgical and Radiotherapy Outcomes in Eyelid Sebaceous Carcinoma	4	14:40 - 14:44
Dr. Shanthi R	Conundrums in Intraepithelial Sebaceous Carcinoma of Eyelids -Diagnostic and Prognostic Significance	4	14:44 - 14:48
Dr. Kirthi Koka	Role of Conjunctival Map Biopsy in Determining Outcome in Sebaceous Gland Carcinoma	4	14:48 - 14:52
Dr. Seema Sen	Analysis of Invasive Properties of Eyelid Sebaceous Gland Carcinoma Xenograft Using Chick Chorioallantoic Membrane Assay	4	14:52 - 14:56
Dr. Sharmistha Behera	Modified Mustarde's Technique for Lower Eyelid Reconstruction at a Tertiary Health Care Center, Southern Odisha, India	4	14:56 - 15:00
Dr. Manoj Parulekar	The Role of Kinase Inhibitors in Low Grade Ocular Malignancies	4	15:00 - 15:04

**Friday, December 6, 15:30 – 17:00, Hall: Theater**  
**ePosters with Pre-recorded Narration**  
**ePosters 8. Ocular Surface Tumors**

<b>Name</b>	<b>Topic</b>	<b>Min</b>	<b>Time Slot</b>
Dr. Subhav Pershad	What's in the Name? - A 'Fleshy' Tale of Diverse Pathologies, Replied the Caruncle	4	15:30 - 15:34
Dr. Ashwitha Alva	A Protein Deposit Named "Starch"	4	15:34 - 15:38
Dr. Fairouz P Manjandavida	Ocular Tale of a Misfolded Protein - A Case Series of Primary Conjunctival Amyloidosis	4	15:38 - 15:42
Dr. Priscilla Luppi Ballalai	Conjunctival Lesions in Children: A Population-Based Analysis	4	15:42 - 15:46
Dr. Purnima Rajkarnikar Sthapit	A Cross-Comparative Analysis of AS-OCT Diagnosis Vs Histopathological Diagnosis for Ocular Surface Tumors in a Tertiary Care Center in Nepal	4	15:46 - 15:50
Dr. Aniruddh Heroor	Ocular Surface Squamous Neoplasia with Coexistent Pterygia	4	15:50 - 15:54
Dr. Anannya Abhyankar Joshi	Nodulo-Ulcerative Ocular Surface Squamous Neoplasia in 27 Patients: Clinical Presentation, Management and Outcomes	4	15:54 - 15:58
Dr. Anasua Kapoor	Ocular Surface Squamous Neoplasia in Hepatitis B Seropositive Patients - Incidence, Risk Factors, Clinical Features and Treatment Outcomes	4	15:58 - 16:02
Dr. Ifeoma Echieh	Use of Topical 5- Fluorouracil for the Treatment of Conjunctival Ocular Surface Squamous Neoplasia	4	16:02 - 16:06
Dr. Komal Bakal	Comparison of Topical 5-Fluorouracil and Topical/Subconjunctival Interferon Alpha-2b in the Treatment of Ocular Surface Squamous Neoplasia	4	16:06 - 16:10
Dr. Hakan Demirci	Adjuvant I-125 Plaque Brachytherapy for the Management of Conjunctival Malignancies	4	16:10 - 16:14

**Friday, December 6, 17:00 – 18:30, Hall: Theater**  
**ePosters with Pre-recorded Narration**  
**ePosters 9. Orbital Tumors and Others**

<b>Name</b>	<b>Topic</b>	<b>Min</b>	<b>Time Slot</b>
Dr. Ankita Aishwarya Agrawal	Sclerotherapy in Orbital Dermoid Cysts: A Promising Minimally Invasive Approach	4	17:00 – 17:04
Dr. Farnaz Yazeer	Orbital Dermoid Cysts: Insights and Long-Term Outcomes	4	17:04 – 17:08
Dr. Lakshmi Mahesh	Managing Orbital Lymphangiomas - A Three Decade Journey	4	17:08 – 17:12
Dr. Ashwitha Alva	Solitary Fibrous Tumor (SFT)/ Hemangiopericytoma – Clinical Manifestations, Management and Outcome	4	17:12 – 17:16
Dr. Usha R Kim	Clinical and Demographical Analysis of Ocular Adnexal Lymphoma	4	17:16 – 17:20
Dr. Moupia Goswami	Clinical Characteristics and Outcomes of Primary Orbital Lymphoma	4	17:20 – 17:24
Dr. Gangadhara Sundar	Ocular Adnexal Lymphomas - A Southeast Asian Experience	4	17:24 – 17:28
Dr. Seema Sen	CTLA4 Predicts Poor Survival in Ocular Lymphomas	4	17:28 – 17:32
Dr. Sonal P Yadav	Clinicopathological Analysis of Lacrimal Gland Lesions	4	17:32 – 17:36
Dr. Ayushi Agarwal	Primary Orbital and Adnexal Rhabdomyosarcoma: A Study of 54 Asian Indian Patients	4	17:36 – 17:40
Dr. Ankita Aishwarya Agrawal	Clinical and Histopathologic Correlation of Orbital Fungating Masses: Insights from the Largest Series	4	17:40 – 17:44
Dr. Devjyoti Tripathy	Clinical Profile of Orbital Metastases Presenting to an Ocular Oncology Facility in Eastern India	4	17:44 – 17:48
Dr. Chhavi Gupta	Progression of Surgical Competence: The Learning Curve in Tumor Enucleation for an Ocular Oncology Fellow	4	17:48 – 17:52
Dr. Mandeep Sagoo	Randomized Trial of 3D-Printed Vs Analogue Ocular Prosthetics: Volumetric Analysis, Adverse Events, and Patient Reported Outcome Measures (PROMS)	4	17:52 – 17:56
Dr. Dan S Gombos	Medicare Beneficiary Characteristics Amongst Ocular Oncologists	4	17:56 – 18:00
Dr. Helen Dimaras	Examining the Influence of Social Determinants of Health on Rare Pediatric Eye Cancer	4	18:00 – 18:04
Dr. Hung-da Chou	Eye Cancer in Taiwan: A 19-Year Review Between 2000 and 2019	4	18:04 – 18:08
Dr. Sharmistha Behera	Ocular and Periocular Tumors in a Tertiary Health Care Centre of Southern Odisha, India: An Oculoplasty Atlas	4	18:08 – 18:12

**Saturday, December 7**

Eyelid Tumors

Orbital Tumors

## EYELID TUMORS AND ORBITAL TUMORS

**Saturday, December 7, 08:00 – 09:30, Hall: Assembleia**  
**Special Session 6. Best of ePosters and eCases, ISOO 2024**

<b>Chair: Dr. Vicktoria Vishnevskia-Dai</b>
<b>Moderator: Dr. Kaustubh Mulay</b>

**Saturday, December 7, 09:30 – 11:00, Hall: Assembleia**  
**Papers 14. Eyelid Tumors and Orbital Tumors**

<b>Chair: Dr. Lakshmi Mahesh</b>			
<b>Moderator: Dr. Sonam Poonam Nisar</b>			
<b>Expert Panelists: Dr. Charles Eberhart, Dr. Geeta K Vemuganti, Dr. Jacob Pe'er</b>			
Name	Topic	Min	Time Slot
Dr. Kaustubh Mulay	<b>Keynote Lecture:</b> Changing Role of Pathologist in Eyelid and Orbital Tumors: Morphology to Molecular	10	09:32 – 09:42
Dr. Bita Esmaeli	<b>Keynote Lecture:</b> Indications for Immune Checkpoint Inhibitor Therapy for Eyelid, Conjunctival and Orbital Tumors	10	09:44 – 09:54
Dr. Bita Esmaeli	Immune Checkpoint Inhibitors with or without Chemotherapy for Locally Advanced Orbital and Periocular Squamous Cell Carcinoma	6	09:55 – 10:01
Dr. Vicktoria Vishnevskia-Dai	Computer-Aided Diagnosis of Eyelid Skin Tumors Using Machine Learning: Application on Images of Eyelid Skin Lesions	6	10:02 – 10:08
Dr. Carl Mulholland	Microcystic Adnexal Carcinoma - Case Series and Review of Literature	6	10:09 – 10:15
Dr. Natasha Van Poppelen	Mohs Micrographic Surgery in Periocular Tumors: A Comparison Between Two Decades	6	10:16 – 10:22
Dr. Kelsey Andrea Roelofs	Cranial Neuropathies Due to Perineural Spread of Squamous Cell Carcinoma: A Multi-Center Series and Literature Review	6	10:23 – 10:29
Dr. Shaifali Chahar	How Deep Is Deep? - An Analysis of Multi-Level Biopsy in Orbital Lesions	6	10:30 – 10:36
Dr. Timothy Beckman	Orbital Biopsy in the United Kingdom: 10-Year Review of a Tertiary Orbital Service	6	10:37 – 10:43
Dr. Satoru Kase	Clinical Features of the Lacrimal Gland Pleomorphic Adenoma: Two Referral Center Analyses in Hokkaido, Japan	6	10:44 – 10:50
Expert Panel and Speakers	Panel Discussion	10	10:50 – 11:00

**Saturday, December 7, 11:00 – 12:30, Hall: Assembleia**  
**Papers 15. Orbital Tumors**

<b>Chair: Dr. Bita Esmaeli</b>			
<b>Moderator: Dr. Akshay Gopinathan Nair</b>			
<b>Expert Panelists: Dr. Moupia Goswami, Dr. Narendra Patidar, Dr. Sameeksha Tadepalli</b>			
<b>Name</b>	<b>Topic</b>	<b>Min</b>	<b>Time Slot</b>
Dr. Mikkel Thagaard	Ocular Adnexal T-Cell Lymphomas	6	11:01 - 11:07
Dr. Subhav Pershad	Orbital Lymphoma - A Large Case Series	6	11:08 - 11:14
Dr. Mizuki Tagami	Gene Expression Cluster Differences and Molecular Correlation with the Sting Pathway in Orbital Malt Lymphoma and Orbital IgG4-ROD	6	11:15 - 11:21
Dr. Banka Megha Ajay	Outcome of Multimodal Treatment in Orbital Rhabdomyosarcoma	6	11:22 - 11:28
Dr. Smitha Kuthyar Shambhu	Spectrum of Orbital and Conjunctival Solitary Fibrous Tumor	6	11:29 - 11:35
Dr. Kirthi Koka	A Novel Technique of Ultrasound Guided Intralesional Injection of Bleomycin for Orbital Lymphangioma	6	11:36 - 11:42
Dr. Ankita Aishwarya Agrawal	Sirolimus: A Ray of Hope in Complex Orbital Venolymphatic Malformation Cases	6	11:43 - 11:49
Dr. Lakshmi Mahesh	Orbital and Associated Cranial Meningioma Management - What is Ideal?	6	11:50 - 11:56
Dr. Sonam Poonam Nisar	Optic Nerve Sheath Meningioma: Clinical Profile, Radiological Features, and Management Outcomes	6	11:56 - 12:03
Dr. Charles Eberhart	MicroRNA Changes Can Promote Senescence in Optic Pathway Low-Grade Glioma	6	12:04 - 12:10
Dr. Noha Mamdouh Mohamed Soliman	Randomised Controlled Clinical Crossover Trial of 3D Printed Versus Analogue Ocular Prosthetics: Motility Outcomes	6	12:11 - 12:17
<b>Expert Panel and Speakers</b>	<b>Panel Discussion</b>	<b>10</b>	<b>12:17 - 12:27</b>

**Saturday, December 7, 12:30 – 13:30, Hall: Assembleia**  
**Special Session 7. Best Videos of ISOO 2024**

Judges: Dr. Bita Esmaeli, Dr. Dan S Gombos, Dr. Jesse L Berry, Dr. Kaustubh Mulay, Dr. Kelsey Andrea Roelofs,  
 Dr. Savari Desai

**Lunch, 13:30 – 14:30, Pre-function Area**

**Au Revoir!**

**Saturday, December 7, 08:00 – 09:30, Hall: West**  
**Cases 7. Eyelid Tumors**

<b>Chair: Dr. Jacob Pe'er</b>			
<b>Moderator: Dr. Kirthi Koka</b>			
<b>Expert Panelists: Dr. Charles Eberhart, Dr. Devjyoti Tripathy, Dr. Satoru Kase</b>			
<b>Name</b>	<b>Topic</b>	<b>Min</b>	<b>Time Slot</b>
Dr. Puneet Jain	A Very Rare Case of Lower Lid Trichofolliculoma	4	08:01 - 08:05
Dr. Carl Mulholland	Pleomorphic Adenoma of the Eyelid: A Rare Adnexal Tumour	4	08:06 - 08:10
Dr. Anannya Abhyankar Joshi	Recurrent Medial Canthal Basal Cell Carcinoma Involving the Lacrimal Drainage System	4	08:11 - 08:15
Dr. Pramod Kumar Gupta	Recurrent Basal Cell Carcinoma of the Right Eyelid with Synchronous Recurrent Right Postauricular Squamous Cell Carcinoma Treated with Radiotherapy	4	08:16 - 08:20
Dr. Vishal H Sharma	A Curious Case of Collision Tumour of Eyelid	4	08:21 - 08:25
Dr. Neha Ghose	Blink and You Miss - Barely Perceptible Eyelid Irregularity Leading to Loss of an Eye	4	08:26 - 08:30
Dr. Fairouz P Manjandavida	Taming the Lethal Eyelid Malignancy - Newer Insights	4	08:31 - 08:35
Dr. Banka Megha Ajay	Conservative Management of Pagetoid Sebaceous Gland Carcinoma	4	08:36 - 08:40
Dr. Vikas Menon	Sebaceous Gland Carcinoma with Pagetoid Invasion: An Attempt Towards Eye Salvage	4	08:41 - 08:45
Dr. Vandana Arora	A Rare Ocular Puzzle: Rosai-Dorfman Disease (RDD) in a Young Type 1 Diabetic Patient	4	08:46 - 08:50
Dr. Carolina Alarcon	Unusual Eyelid Tumor in a Young Patient: Case Report	4	08:51 - 08:55
Dr. Hardeep Singh Mudhar	Periocular Skin Chronic Lymphocytic Leukaemia Colliding with Its Paraneoplastic Lesion, Necrobiotic Xanthogranuloma (NBX)	4	08:56 - 09:00
Dr. Deepthi Elizabeth Kurian	Epstein Barr Virus-associated NK/T Cell Lymphoma of the Eyelid	4	09:01 - 09:05
Dr. Bitu Esmaeli	Neoadjuvant Use of Immune Checkpoint Inhibitors for Merkel Cell Carcinoma of Eyelid	4	09:06 - 09:10
Dr. Pallavi Singh	Treatment of Post-Surgical Lymphedema of the Lower Eyelid Following Maxillary Carcinoma	4	09:11 - 09:15
<b>Expert Panel and Speakers</b>	<b>Panel Discussion</b>	<b>15</b>	<b>09:15 - 09:30</b>



**Saturday, December 7, 08:00 – 09:30, Hall: South**  
**Cases 8. Orbital Tumors**

<b>Chair: Dr. Vijay Anand P Reddy</b>			
<b>Moderator: Dr. Kelsey Andrea Roelofs</b>			
<b>Expert Panelists: Dr. Mizuki Tagami, Dr. Sonam Poonam Nisar, Dr. Timothy Beckman</b>			
<b>Name</b>	<b>Topic</b>	<b>Min</b>	<b>Time Slot</b>
Dr. Ankita Aishwarya Agrawal	From Despair to Bright Eyes: A Child's Journey from Hopelessness to New Life with Sirolimus	4	08:01 - 08:05
Dr. Lakshmi Mahesh	A Case of an Orbital Apex Hemangioma - Lessons Learnt	4	08:06 - 08:10
Dr. Kubra Serbest Ceylanoglu	A Hidden Mass: Incidental Diagnosis of a Rare Orbital Tumor	4	08:11 - 08:15
Dr. Ashwitha Alva	A Cherry on Top of an Ice Apple	4	08:16 - 08:20
Dr. Sara E Lally	Intravascular Papillary Endothelial Hyperplasia of the Orbit	4	08:21 - 08:25
Dr. Sonam Poonam Nisar	Orbital Giant Cell Tumour Floor: A Rare Entity	4	08:26 - 08:30
Dr. Anasua Kapoor	Preoperative Embolization of Orbital Solitary Fibrous Tumor: A Tale of the Bloody Orbit	4	08:31 - 08:35
Dr. Moupia Goswami	An Intriguing Subconjunctival Mass - Dive Years of Rollercoaster Ride and Further	4	08:36 - 08:40
Dr. Namita Kumari	Ocular Adnexal Lymphoma Masquerading as Orbital Cellulitis in a Child: A Rare Presentation	4	08:41 - 08:45
Dr. Bijnya Birajita Panda	When You Hear Hoof Beats, Sometimes It Is a Zebra	4	08:46 - 08:50
Dr. Narendra Patidar	Recurrent and Aggressive Embryonal Rhabdomyosarcoma in an Adult Male: A Case Study of Therapeutic Challenges and Outcomes	4	08:51 - 08:55
Dr. Shruthi M K	Neuroendocrine Carcinomas (NEC) of Orbit - Primary Vs Secondary: A Tale of Two Cases	4	08:56 - 09:00
Dr. Caoimhe Henry	Sclerosing Polycystic Adenoma: A Rare Salivary Gland Neoplasm in the Orbit	4	09:01 - 09:05
Dr. Akshay Gopinathan Nair	Orbital Metastasis from Signet Ring Adenocarcinoma of the Rectum	4	09:06 - 09:10
Dr. Farheena Kulsum	Primary Orbital Squamous Cell Carcinoma: Clinical Profiles, Challenges, and Treatment Outcomes: A Case Series	4	09:11 - 09:15
Dr. Sameeksha Tadepalli	Cancer and Fungus Nestled in the Orbit	4	09:16 - 09:20
<b>Expert Panel and Speakers</b>	<b>Panel Discussion</b>	<b>10</b>	<b>09:20 - 09:30</b>

# ISOO GOA • 2024

## SUPPORTED BY



Emirates Society of  
Ophthalmology  
جمعية الإمارات لطب وجراحة العيون



St. Jude Global



## OUR SPONSORS



St. Jude Global



Conference Manager



Mr. Vikram Pola | M: +91 90146 66161 | E: Hyderabad@alpcord.net